

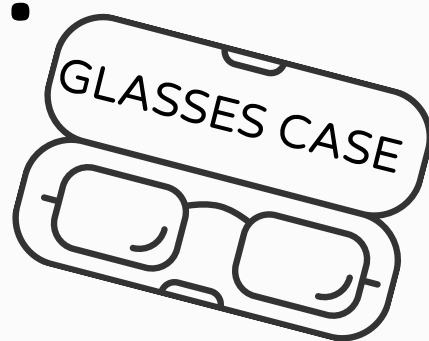



PANTHER STUDENT ENTRY CHECK

Before you enter:
Are you in dress code? Is your ID on?



METAL DETECTOR CHECKS: HAVE ANY OF THESE IN YOUR BACKPACK?




Take these
out of your
bags before
you walk in!



**IF YOU ARE NOT PREPARED, YOU
WILL GO TO THE END OF THE LINE!**

Phones must be turned
OFF and in your
backpacks before you
enter!

Plastic/clear water
bottles ONLY!



Steel water bottles,
perfume, and toys will
be taken up.



Ousley JH Security Check



23-24 SCHOOL YEAR

Before Entering

1

- Take your binders, laptops, iPads, glasses case, and umbrellas out of your backpack.
- Put your backpack on your back with both arms.
- Phones, keys, and plastic water bottles are OK.

Two Entrances

2

- If you will be eating breakfast, enter in the cafeteria.
- If you will NOT be eating breakfast, enter in the gym. 7th use small gym and 8th use big gym.

Use the Tables

3

- Hold your binders above your head as you are walking through the metal detector.
- Place your umbrella, instrument, and glasses case on the table at the entry.

Walk Straight Through

4

- Walk straight through the metal detector. Stay in the middle. you don't need to stop unless someone asks you to.
- Don't forget to pick up your binders, instruments, technology, glasses case, and/or umbrellas before leaving.

Helpful Tips

5

- If you don't need it, don't bring it. Do not bring perfumes, lotions, colognes.
- Power off your phones and keep them in your backpacks before school begins.
- Take out all items listed in #1 before entering school. This will help ensure that everyone gets to class on time.

**Eyes on Safety are Eyes on
Excellence!**