



**Citizens Bond Oversight Committee
Quarterly Meeting
January 31, 2019
5:00 pm, Boles Jr. High School**

WELCOME (5:00 – 5:05).....Will Deakyne
CBOC Chairperson

TOUR OF BOLES JR. HIGH SCHOOL (5:05 – 6:00)
Kelly Horn, Executive Director of Plant Services
Dr. Angela Smith, School Principal

BOND PROGRAM PROGRESS REPORTS (6:10 – 6:45)
Cindy Powell, Chief Financial Officer
Chad Branum, Assistant Superintendent of Technology
Kelly Horn, Executive Director of Plant Services
Dr. Christopher Anderson, Director of Fine Arts
Tim Collins, Director of Transportation

2019 CAPITAL NEEDS STEERING COMMITTEE UPDATE (6:45 – 6:50).....Cindy Powell

FINE ARTS PROGRAM OVERVIEW (6:45 – 7:20).....
Dr. Christopher Anderson
Director of Fine Arts

OTHER BUSINESS (7:20 – 7:30).....Will Deakyne



2014 Bond Program Update

January 31, 2019

Bond 2014 Package Areas

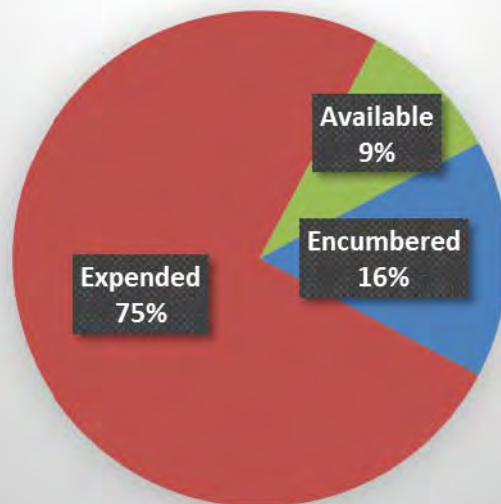
Facilities	\$552,388,327
Fine Arts	\$9,828,738
Safety, Security and Technology	\$82,633,000
Transportation	\$18,279,213
Total	\$663,129,278

Bond Program Financial Summary (Phases I - V)

	Budget	Encumbered	Expended	Available
Facilities	\$552,388,327	\$100,900,548	\$416,146,229	\$35,341,550
Fine Arts	\$9,828,738	\$410,638	\$7,230,076	\$2,188,024
Safety, Security & Technology	\$82,633,000	\$3,994,404	\$66,453,958	\$12,184,638
Transportation	<u>\$18,279,213</u>	<u>\$316,835</u>	<u>\$14,186,509</u>	<u>\$3,775,869</u>
Totals	\$663,129,278	\$105,900,548	\$504,016,772	\$53,490,081
Bond Issuance Costs				(\$4,814,320)
Interest, Additional Proceeds & Other Income				<u>\$15,207,431</u>
Total Available Funds				\$63,883,192

Note: Totals may not add due to rounding.

Bond Program Financial Summary (Phases I – V)



2014 Bond Program Update

- Total program expected to end in budget
- All projects, other than Fine Arts Center and Athletics Complex, expected to reach substantial completion by December 2019
- Fine Arts Center and Athletics Complex:
 - Construction is underway
 - 22-month construction project
 - Substantial completion: July 2020

2014 Bond Program Update



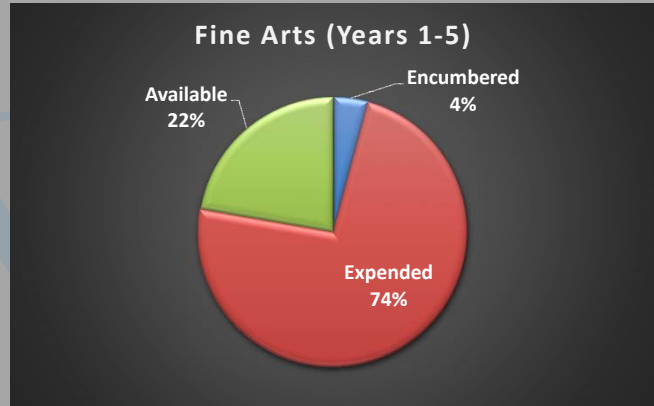
Fine Arts



Fine Arts Budgets

Year 1	Year 2	Year 3	Year 4	Year 5	Total
\$1,863,723	\$1,823,520	\$1,938,363	\$2,117,949	\$2,085,183	\$9,828,738

Expended to Date:	\$7,230,076
Encumbered:	\$ 410,638
Available:	\$2,188,024



Fine Arts

YEAR FIVE FINE ARTS CAPITAL PURCHASES

- Instrument and equipment purchases
- Drill team uniform replacements for Lamar and Seguin

CURRENT PRIORITIES

- Instructional planning and professional development to prepare for 4th grade cohort at the Corey and Jones Academies of Fine Arts & Dual Language
- Review applications for Corey & Jones Academies for 2019-20
- Assess needs for and bid year 5 instrument and equipment orders
- Construction of Fine Arts Center
- Programming for Jr. High Fine Arts / Dual Language Academy at Gunn Jr. High (planning for next bond program)

2014 Bond Program Update



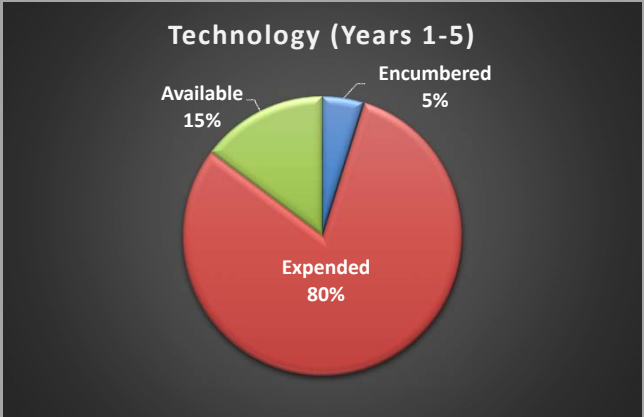
Safety, Security and Technology



Safety, Security & Technology Budgets

Year 1	Year 2	Year 3	Year 4	Year 5	Total
\$19,974,848	\$14,737,583	\$14,328,511	\$14,438,295	\$19,153,763	\$82,633,000

Expended to Date:	\$66,453,958
Encumbered:	\$ 3,994,404
Available:	\$12,184,638





Security/Technology

CLASSROOM TECHNOLOGY STANDARDS



- A/V Standard
 - Projectors
- Teacher Standard
 - Laptop w/ docking station
- Student Standard
 - Chromebook carts grades 3-12
 - iPad Carts grades Pre-K-2

Work will be finished by end of 2018-19 school year



Security/Technology

Other Technology Bond Projects



- Digital Signage
 - Communication enhancement
 - Project scheduled for spring of 2019
 - Flat panel monitor placed in area of principal's choosing



Security/Technology

TRANSFORMATION THROUGH INNOVATION (TI GRANT)

- Over \$5.2 million awarded for 283 grants since beginning of TI Grant Initiative
- 2018-19 TI Grants:
 - 75 grants awarded totaling \$1 million
 - 185 grant applications submitted
- Sample grants
 - Laser Engraving (Dipert CTC)
 - Augmented Virtual Reality (Dipert CTC)
 - Drones (multiple school collaboration)

2014 Bond Program Update



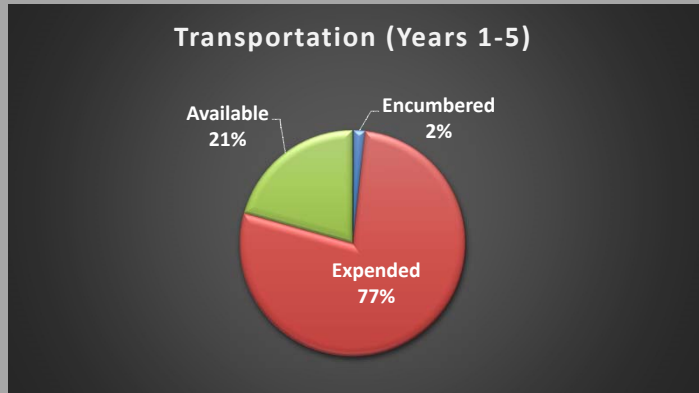
Transportation



Transportation

Year 1	Year 2	Year 3	Year 4	Year 5	Total
\$5,276,016	\$3,645,413	\$3,056,034	\$3,288,899	\$3,012,851	\$18,279,213

Expended to Date: \$14,186,509
 Encumbered: \$ 316,835
 Available: \$ 3,775,869



Transportation

SCHOOL BUSES

- 99 purchased/received to date:
 - Mix of propane and diesel
 - 61 Regular Ed buses
 - 38 Special Ed buses
- Year 5 purchases:
 - 8 Regular Ed buses
 - 7 Special Ed buses





Transportation

WHITE FLEET



- 125 vehicles purchased; all but 1 received
 - 105 replacements
 - 20 additional vehicles
- Year 5 purchases:
 - 25 replacements will be ordered
 - 2 submitted for Board approval on Jan. 17
 - Quotes for remaining 23 are being evaluated

2014 Bond Program Update



Facilities

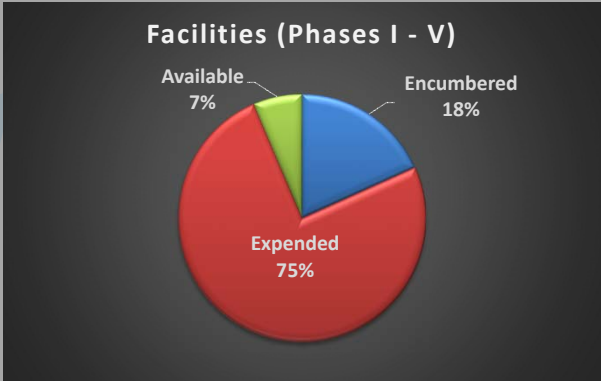




Facilities

Year 1	Year 2	Year 3	Year 4	Year 5	Total
\$149,205,413	\$213,048,484	\$106,715,092	\$71,748,857	\$11,670,481	\$552,388,327

Expended to Date:	\$416,146,229
Encumbered:	\$100,900,548
Available:	\$ 35,341,550



Active Projects– by Phase (Bond Phases I – V)

Phase	Number Of Projects
Design	7
Bid	3
Construction	36
Closeout	36
Total Projects	82



Facilities

PHASE I PROJECTS

Closeout		Closed	
Arlington High School MAC	Seguin High School MAC	Boles Jr High Special Ed	Mac Bernd Professional PDC
Bowie High School MAC		Corey Academy	Ousley Junior High Building/Track
Dipert Career/Tech Center		Ferguson Education Center	Workman JH/Expanded Cafeteria (2)
Lamar High School MAC		Hutcheson JH Demolition	
Martin High School MAC		Jones Academy	
Peach Elementary		Lamar baseball field bleachers and lighting	
Sam Houston High School MAC		McNutt Elementary	



Facilities

PHASE II PROJECTS

Construction	Closeout	Closed			
Arlington High	Ellis	Ag Sci Center	Crouch	Knox	Williams
Morton	Little	Anderson*	Crow*	Kooken*	
South Davis	Martin	Ashworth*	Ditto*	Larson*	
Starrett	Miller	Bebensee	Duff	Moore	
Wood	Nichols	Beckham*	Farrell	Pearcy*	
	Sherrad	Blanton*	Fitzgerald	Remyse*	
	Sam Houston	Bryant*	Foster	Thornton	
	Turning Pt	Burgin*	Hale*	West*	

*STEM labs, strings room, security vestibule



Facilities – renovations



Arlington High School



Facilities – library addition



Wood Elementary



Facilities

PHASE III PROJECTS

Construction		Closeout		Closed
Butler	Wimbish	Amos	Rankin	Goodman (1)
Fine Arts Center		Atherton	Roark	Johns (2)
Gunn		Berry	Seguin	LHS Culinary
Key		Dunn	Swift	
Pope		Goodman (1)		
Short		Hill		
Speer		Johns (1)		
Webb		Jr. High Tracks (9)		



Facilities – STEM addition



Berry Elementary



Facilities – *STEM labs*



Morton Elementary



Butler Elementary




Speer Elementary



Facilities – *renovations, STEM labs and strings room*



Butler Elementary





Facilities – renovations



Wimbish Elementary



Facilities – junior high tracks and fields



Boles Junior High



Shackelford Junior High



Nichols Junior High



Facilities - junior high tracks and fields



Carter Junior High field and court



Facilities – junior high track and fields



Bailey Junior High field



Barnett Junior High field



Facilities

PHASE IV PROJECTS

Construction	
Ashworth	Carter
Athletics Complex	Crow
Bailey	Kooken
Blanton	Lamar
Boles	Larson
Bowie	4900 W. Arkansas <i>(Arlington College & Career High School)</i>



Facilities – new construction





Facilities – *new construction*



Facilities – *new construction*





Facilities – renovations



Bowie High School



Facilities – renovations



Key Elementary



Ashworth Elementary



Larson Elementary

Time Lapse Photos of Construction

- Time lapse photos of Fine Arts Center & Athletics Complex construction available at aisd.net/bond



Natatorium Partnership with City of Arlington

- City contribution of \$1 million towards construction of features to host large, high-level swim competitions:
 - Additional spectator seating & deck space
 - Catering food prep area
 - City benefits: sales & hotel taxes
- City rental of \$500,000 for scheduled use of warm-up pool:
 - Lap swim & life guard lessons
 - Water fitness (e.g., aqua kick, board yoga, hydro high intensity interval training, etc.)
 - City benefits: public access to water



HKS rendering of natatorium



Facilities – renovations



Lamar High School



Arlington College & Career High School

New early college high school:

- Opens August 2019
- Partnership with TCC Southeast
- Link to Dipert Career+Technical Center
- High school diploma & associates degree in applied sciences earned simultaneously
- Opportunity to earn workforce certificates
- Applications due Jan. 31st
- Information available on AISD website





Facilities – renovations



Arlington College and Career High School



Facilities

PHASE V PROJECTS

Design		Bid	Construction	
Counts Admin. Building	Transportation	Ditto	Anderson	Pearcy
Annexes I - IV		Young	Barnett	RemyNSE
Auxiliary Personnel		5618 W. Arkansas <i>(formerly TPHS)</i>	Beckham	Shackelford
Food Service Warehouses			Bryant	West
Hilldale Center			Burgin	
Service Center			Hale	

HUB Participation

	Budget	Tier II HUB Participation Commitment %	Tier II HUB Participation Amount	Expenses Thru 1/19	Tier II HUB Participation Achieved % Thru 1/19	Tier II HUB Participation Amount Thru 1/19
TOTALS	\$ 561,560,539	24%	\$ 134,516,376	\$ 407,598,842	19%	\$ 78,916,879

Note: Totals above are excerpted from the 1/28/19 HUB report.

Contracts Awarded Since Nov. 8th CBOC Meeting

Project	Contractor	Budget	CSP	Over/(Under) Budget
Arlington College & Career HS (4900 W. Arkansas)*	Ratcliff Constructors	\$7,100,000	\$7,440,217	\$340,217
Shackelford JH	Imperial	\$1,876,481	\$2,153,828	\$277,347
Barnett JH, Bryant ES & West ES	RJM	\$5,361,722	\$5,362,000	\$278
Anderson ES & Remyse ES	Phillips May	\$1,664,869	\$1,679,391	\$14,522
Burgin ES & Hale ES	Big Sky Construction	\$2,149,087	\$2,209,146	\$60,059
Beckham ES & Percy ES	Hutcherson Construction	\$1,329,878	\$1,126,320	\$(203,558)

**Budget includes combination of \$1.4 million from 2014 Bond Program and \$5.7 million from surplus General Fund fund balance.*

Change Orders Approved Since Nov. 8th CBOC Meeting

Project	Description	CO Amount
Jr. High Tracks (9)	Drainage improvements at two sites	\$174,550
Atherton ES	Piping, insulation, steel support structure for overflow roof drains (required by municipal code)	\$160,335

JANUARY 2019 - HUB PARTICIPATION & COMMUNITY ENGAGEMENT REPORT

OUTREACH SNAPSHOT

2

Outreach Events

- Contractors Symposium
- General Contractor & Subcontractor "Speed-Meeting" Event

175

Total Attendees

Subcontractors were encouraged to pre-register with the District and to connect with General Contractors for future partnering opportunities.

12

Advocacy Groups

Chambers of commerce and contractors' associations are essential partners in disseminating information about the Bond Program.

JANUARY 2019 - HUB PARTICIPATION & COMMUNITY ENGAGEMENT REPORT

PHASE 5 INTRODUCTION
CONTRACTOR SYMPOSIUM

OCTOBER 24, 2018



Topics

- How to do Business with Arlington ISD
- Phase 5 - Overview & Schedule
- AISD's CSP Process & Architecture Firms
- Lifecycle & Deficiency Project Images
- HUB Program Overview, Recognized Certifications & HUB Consultant Introduction

92 ATTENDEES | 41 M/WBE FIRMS

JANUARY 2019 - HUB PARTICIPATION & COMMUNITY ENGAGEMENT REPORT

GENERAL CONTRACTOR & SUBCONTRACTOR
"SPEED-MEETING" EVENT

DECEMBER 10, 2018



Event Format

- Subcontractors had the opportunity to sit down with general contracting firms to present their firm's capabilities & to discuss partnering opportunities.

General Contractor Exhibitors

- Adolfson & Peterson Construction
- Big Sky Construction
- Con-Real
- Imperial Construction
- Joeris General Contractors
- Key Construction
- Mart, Inc.
- Northridge Construction Group
- Reeder General Contractors
- SDB Contracting Services

81 ATTENDEES | 34 HUB FIRMS

Capital Needs Steering Committee

- Purpose:
 - Recommend prioritized facility and identified capital needs through 2025 to support the District's strategic plan
- 37 members appointed by Board of Trustees
- Meetings held to date:
 - January 8
 - January 22
- Community dialogues scheduled for Feb. 4th and 5th
 - Opportunity for community input on priorities



Questions

The Future of the Arts



Arlington
INDEPENDENT SCHOOL DISTRICT
More Than a Remarkable Education

The
Arts!

The Fine
Arts
Center

American
Dream

Future
Plans

Presented by:
Christopher Anderson
Arlington ISD

- In Arlington ISD this year, 32,670 individual elementary students receive arts training in music and visual arts every week!
- At the Secondary level, there are over 22,500 individual enrollments in Art, Band, Choir, Orchestra, Dance, Theatre, and Mariachi.

Award!

**Arts
Education
Changes Lives**

In 2018 Arlington ISD was
named a "Best Community
for Music Education" ...for
the 12th year.

Arts Facts:

- In music, students with 4 years of arts score an average of 200 points higher on the SAT.*
- Students with "high arts involvement" are:**
 - 5 Times more likely to graduate
 - 12% more likely to earn a bachelor's degree
 - 14% more likely to vote
- 15% more likely to volunteer in their community

* Texas Music Educators Association Study

**National Endowment of the Arts Study.

2014 Bond

- Access for all students to band and orchestra instruments
- State of the art renovations to high school auditoria for access to the best technology in lighting and sound
- Fine Arts Dual Language Academies that include piano labs.
- Indoor practice fields (MACS) for athletics and arts



Bond cont...

- Modern Dance rooms at the academies and at the high schools
- Dedicated string rooms at the elementary schools
- Kiln renovations for the most modern offerings
- Performance uniforms for all junior high students



The Fine Arts Center

Opening Fall 2020



What
Does it
Do?

Why is it
unique?

Facility Capabilities

Main Performance Hall-1250 seats
Secondary Performance Hall-425 Seats
Multipurpose room
Education Spaces
Art Gallery
Dance Studio
Art Studio

Unique


- Format will work similar to our new CTC
- Advanced classes in the arts offered within the facility
- Active facility that is designed for every day use
- Partnership with Steinway for pianos includes the first district in the nation to own a Spirio piano




Future Bond Program

- Substantial classroom renovation to meet growth and demand for the fine arts
- Piano expansion with Steinway
- Program expansion for the Junior High Fine Arts Dual Language Academy.
- Specific pathways for fine arts dual language students through high school

Equipment

- 
- Theatre Arts lighting and sound solutions for small theatres, black boxes, and theatre classrooms
 - Visual Art equipment expansion so all students have access to pottery wheels and other standard equipment
 - Additional Band and Orchestra instruments to assure that top performers have access to top level equipment regardless of their resources



The Department of Fine Arts is dedicated to providing access for every student to top notch education in all fine arts disciplines.

We are committed to providing students the tools to become life-long learners, whether their future includes college, career or military.

Bond Program Financial Report

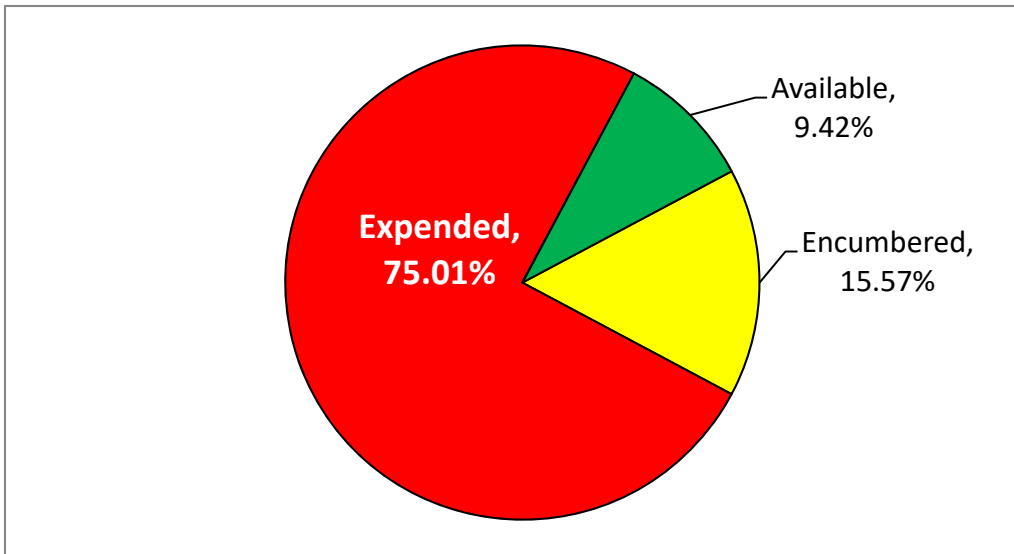


Arlington Independent School District
 Bond Fund - Phase 1 through 5 Projects (All Projects)
 For the Period Ending December 31, 2018 (as of January 9, 2019)

Funds available from:

Net proceeds from sale of bonds	\$ 668,047,133.40
Interest through 11/30/18	10,087,498.97
Career Tech Auto Tech Agreement with Moritz	202,077.00
Total Funds	\$ 678,336,709.37

Total Funds	\$ 678,336,709.37
Encumbered	(105,622,424.82)
Expended	(508,831,092.66)
Available Funds	63,883,191.89



Arlington Independent School District
 2014 Bond Project Status Report - Phase 1 through 5 Projects
 For the Period Ending December 31, 2018 (as of January 9, 2019)

<u>Project Description</u>	Total			
	<u>Budget</u>	<u>Encumbrance</u>	<u>Expenditures</u>	<u>Balance</u>
New Elementary School - Peach	24,000,000.00	150,095.58	25,349,141.42	(1,499,237.00)
New Elementary School - McNutt	24,000,000.00	93,844.00	24,994,371.79	(1,088,215.79)
Multi-purpose Activity Centers	60,000,000.00	1,632,637.13	65,700,534.36	(7,333,171.49)
New Career and Technical Center	46,253,500.00	400,731.25	49,679,882.41	(3,827,113.66)
Fine Arts Center/Land	34,500,000.00	31,240,398.09	2,813,253.05	446,348.86
Athletic Complex/Land	27,500,000.00	14,234,266.06	4,763,190.61	8,502,543.33
Special Ed Alt Curriculum Centers	6,500,000.00	148,370.45	4,420,749.45	1,930,880.10
Agricultural Science Facility	2,500,000.00	59,087.28	6,602,029.15	(4,161,116.43)
Workman Additions	11,872,405.00	-	13,694,755.75	(1,822,350.75)
Condition deficiencies/Life cycle replacements	315,262,422.00	52,941,118.11	218,128,321.00	44,192,982.89
Fine Arts	9,828,738.00	410,638.01	7,230,075.87	2,188,024.12
Technology	82,633,000.00	3,994,404.31	66,453,957.88	12,184,637.81
Transportation	18,279,213.00	316,834.55	14,186,509.46	3,775,868.99
Contingency for Project Acceleration	-	-	-	-
Total Phase 1-5	\$ 663,129,278.00	\$ 105,622,424.82	\$ 504,016,772.20	\$ 53,490,080.98
Bond Issuance Costs				(4,814,320.46)
Interest and Additional Proceeds				15,005,354.37
Other Income				202,077.00
Total Available Funds				\$ 63,883,191.89

Arlington Independent School District
 2014 Bond Project Status Report - Phase 1 through 5 Projects
 For the Period Ending December 31, 2018 (as of January 9, 2019)

<u>School Name</u>	<u>Project Description</u>	<u>Total Budget</u>	<u>Encumbrance</u>	<u>Expenditures</u>	<u>Balance</u>
Administration Building	Condition deficiencies/Life cy	\$ 509,048.00	\$ 129,592.50	\$ 238,008.15	\$ 141,447.35
Agricultural Science Facility	Agricultural Science Facility	2,500,000.00	59,087.28	6,602,029.15	(4,161,116.43)
Amos ES	Condition deficiencies/Life cy	2,040,568.00	110,840.57	1,646,249.87	283,477.56
Anderson ES	Condition deficiencies/Life cy	1,103,313.00	20,029.41	566,899.21	516,384.38
Annex I	Condition deficiencies/Life cy	418,798.00	-	-	418,798.00
Annex II	Condition deficiencies/Life cy	691,840.00	-	-	691,840.00
Annex III	Condition deficiencies/Life cy	394,821.00	-	1,685.00	393,136.00
Annex IV	Condition deficiencies/Life cy	505,031.00	-	-	505,031.00
Arlington HS	Condition deficiencies/Life cy	11,884,220.00	5,416,833.29	6,542,054.12	(74,667.41)
Arlington HS	Multi-purpose Activity Center	10,000,000.00	27,175.52	10,819,301.60	(846,477.12)
Ashworth ES	Condition deficiencies/Life cy	2,606,008.00	1,727,010.22	795,770.05	83,227.73
Atherton ES	Condition deficiencies/Life cy	4,219,440.00	82,429.36	3,520,448.42	616,562.22
Athletic Complex	Athletic Complex	25,000,000.00	14,234,266.06	4,763,190.61	6,002,543.33
Athletic Complex	Land	2,500,000.00	-	-	2,500,000.00
Auxiliary Personnel	Condition deficiencies/Life cy	182,568.00	-	-	182,568.00
Bailey JH	Condition deficiencies/Life cy	4,012,369.00	2,473,704.36	1,193,191.52	345,473.12
Barnett JH	Condition deficiencies/Life cy	3,377,193.00	52,420.27	1,053,135.11	2,271,637.62
Bebensee ES	Condition deficiencies/Life cy	5,422,450.00	25,916.88	3,515,452.35	1,881,080.77
Beckham ES	Condition deficiencies/Life cy	961,067.00	11,108.88	552,162.36	397,795.76
Berry ES	Condition deficiencies/Life cy	4,045,450.00	197,029.06	4,334,820.08	(486,399.14)
Blanton ES	Condition deficiencies/Life cy	3,889,823.00	3,370,325.09	853,255.87	(333,757.96)
Boles JH	Condition deficiencies/Life cy	2,580,186.00	2,204,892.07	1,098,058.86	(722,764.93)
Boles JH	Special Ed Alt Curriculum Center	6,500,000.00	148,370.45	4,401,560.82	1,950,068.73
Bowie HS	Condition deficiencies/Life cy	10,490,767.00	6,211,444.86	1,270,859.89	3,008,462.25
Bowie HS	Multi-purpose Activity Center	10,000,000.00	78,398.48	11,049,779.49	(1,128,177.97)
Bryant ES	Condition deficiencies/Life cy	2,774,728.00	51,578.00	828,445.44	1,894,704.56
Burgin ES	Condition deficiencies/Life cy	1,778,363.00	23,702.12	575,623.16	1,179,037.72
Butler ES	Condition deficiencies/Life cy	2,398,415.00	180,319.71	3,130,465.06	(912,369.77)
Career & Technical Center	New Career and Technical Center	46,253,500.00	400,731.25	49,679,882.41	(3,827,113.66)
Carter JH	Condition deficiencies/Life cy	6,219,503.00	3,287,747.81	1,584,713.72	1,347,041.47
Corey ES	Condition deficiencies/Life cycle replacements and Repurpose for Fine Arts/Dual Language Academy	8,974,917.00	22,923.44	9,136,469.54	(184,475.98)
Crouch ES	Condition deficiencies/Life cy	3,490,621.00	26,072.97	2,123,782.82	1,340,765.21

Arlington Independent School District
2014 Bond Project Status Report - Phase 1 through 5 Projects
For the Period Ending December 31, 2018 (as of January 9, 2019)

<u>School Name</u>	<u>Project Description</u>	<u>Total Budget</u>	<u>Encumbrance</u>	<u>Expenditures</u>	<u>Balance</u>
Crow ES	Condition deficiencies/Life cy	2,198,004.00	2,135,121.24	3,728,776.34	(3,665,893.58)
Ditto ES	Condition deficiencies/Life cy	2,508,497.00	133,210.40	976,166.25	1,399,120.35
Duff ES	Condition deficiencies/Life cy	2,967,033.00	79,688.37	4,845,864.00	(1,958,519.37)
Dunn ES	Condition deficiencies/Life cy	3,093,955.00	24,408.24	3,326,911.48	(257,364.72)
Ellis ES	Condition deficiencies/Life cy	2,356,903.00	262,372.36	5,093,354.80	(2,998,824.16)
Farrell ES	Condition deficiencies/Life cy	2,723,306.00	9,087.54	2,271,300.84	442,917.62
Ferguson JH	Condition deficiencies/Life cy	2,722,889.00	-	1,263,686.13	1,459,202.87
Fine Arts Center	Fine Arts Center	32,000,000.00	31,240,398.09	2,813,253.05	(2,053,651.14)
Fine Arts Center	Land	2,500,000.00	-	-	2,500,000.00
Fitzgerald ES	Condition deficiencies/Life cy	5,260,818.00	26,182.11	3,682,313.41	1,552,322.48
Food Lion	Condition deficiencies/Life cy	734,595.00	-	-	734,595.00
Food Svc Whse (Grn O)	Condition deficiencies/Life cy	409,539.00	4,100.00	789.07	404,649.93
Food Svc Whse (Arkan)	Condition deficiencies/Life cy	1,912,230.00	-	-	1,912,230.00
Foster ES	Condition deficiencies/Life cy	4,807,179.00	49,260.16	4,704,047.64	53,871.20
Goodman ES	Condition deficiencies/Life cy	3,407,763.00	467,553.58	2,665,844.37	274,365.05
Gunn JH	Condition deficiencies/Life cy	5,071,115.00	297,798.95	3,464,514.06	1,308,801.99
Hale ES	Condition deficiencies/Life cy	2,050,103.00	41,623.51	608,883.55	1,399,595.94
Hill ES	Condition deficiencies/Life cy	2,368,503.00	68,812.77	2,121,589.70	178,100.53
Hilldale Center	Condition deficiencies/Life cy	310,274.00	4,100.00	-	306,174.00
Johns ES	Condition deficiencies/Life cy	2,897,843.00	439,971.64	2,967,402.96	(509,531.60)
Jones Academy	Condition deficiencies/Life cycle replacements and Repurpose for Fine Arts/Dual Language Academy	11,078,413.00	93,572.23	12,101,031.76	(1,116,190.99)
Key ES	Condition deficiencies/Life cy	2,779,424.00	210,842.01	2,991,590.84	(423,008.85)
Knox ES	Condition deficiencies/Life cy	5,772,537.00	35,161.98	3,870,643.45	1,866,731.57
Kookon Ed Ctr	Condition deficiencies/Life cy	2,506,102.00	2,639,116.69	585,219.78	(718,234.47)
Lamar HS	Baseball field improvement	463,881.00	-	484,080.65	(20,199.65)
Lamar HS	Condition deficiencies/Life cy	14,896,409.00	8,838,560.62	2,232,911.69	3,824,936.69
Lamar HS	Multi-purpose Activity Cente	10,000,000.00	235,252.58	11,548,669.99	(1,783,922.57)
Larson ES	Condition deficiencies/Life cy	2,580,618.00	1,494,799.48	1,047,764.58	38,053.94
Little ES	Condition deficiencies/Life cy	2,539,179.00	84,784.48	2,124,659.03	329,735.49
Maintenance Service C	Condition deficiencies/Life cy	1,959,037.00	-	-	1,959,037.00
Martin HS	Condition deficiencies/Life cy	17,256,164.00	213,489.48	13,150,294.55	3,892,379.97
Martin HS	Multi-purpose Activity Cente	10,000,000.00	68,083.11	10,922,100.24	(990,183.35)

Arlington Independent School District
 2014 Bond Project Status Report - Phase 1 through 5 Projects
 For the Period Ending December 31, 2018 (as of January 9, 2019)

<u>School Name</u>	<u>Project Description</u>	<u>Total Budget</u>	<u>Encumbrance</u>	<u>Expenditures</u>	<u>Balance</u>
McNutt Elementary	New Elementary School	24,000,000.00	93,844.00	24,994,371.79	(1,088,215.79)
Miller ES	Condition deficiencies/Life cy	3,593,599.00	104,268.66	4,611,743.56	(1,122,413.22)
Moore ES	Condition deficiencies/Life cy	2,980,321.00	283,636.05	2,720,586.31	(23,901.36)
Morton ES	Condition deficiencies/Life cy	5,130,853.00	576,563.71	3,246,928.51	1,307,360.78
Nichols JH	Condition deficiencies/Life cy	6,552,586.00	149,156.48	4,945,153.12	1,458,276.40
Ousley JH	Condition deficiencies/Life cy	4,537,226.00	-	4,121,272.31	415,953.69
Peach Elementary	New Elementary School	24,000,000.00	150,095.58	25,349,141.42	(1,499,237.00)
Pearcy ES	Condition deficiencies/Life cy	1,059,412.00	15,736.91	579,765.76	463,909.33
Pope ES	Condition deficiencies/Life cy	2,602,688.00	49,016.81	3,075,272.57	(521,601.38)
Prof Dev Center	Condition deficiencies/Life cy	742,220.00	-	822,493.12	(80,273.12)
Rankin ES	Condition deficiencies/Life cy	3,507,229.00	153,901.91	2,528,761.06	824,566.03
Remyse ES	Condition deficiencies/Life cy	1,523,346.00	15,472.17	558,908.27	948,965.56
Roark ES	Condition deficiencies/Life cy	3,226,361.00	163,065.48	2,749,757.76	313,537.76
Sam Houston HS	Condition deficiencies/Life cy	14,350,967.00	1,383,776.16	9,571,496.76	3,395,694.08
Sam Houston HS	Multi-purpose Activity Cente	10,000,000.00	890,189.10	11,000,151.85	(1,890,340.95)
Seguin HS	Condition deficiencies/Life cy	12,448,666.00	501,946.89	10,176,132.54	1,770,586.57
Seguin HS	Multi-purpose Activity Cente	10,000,000.00	333,538.34	10,360,531.19	(694,069.53)
Shackelford JH	Condition deficiencies/Life cy	2,553,279.00	186,033.53	1,437,112.08	930,133.39
Sherrrod ES	Condition deficiencies/Life cy	4,954,358.00	826,693.66	4,935,650.44	(807,986.10)
Short ES	Condition deficiencies/Life cy	3,229,818.00	60,025.34	2,943,084.48	226,708.18
South Davis ES	Condition deficiencies/Life cy	4,700,130.00	554,664.37	3,525,299.88	620,165.75
Speer ES	Condition deficiencies/Life cy	2,970,716.00	174,908.40	2,689,605.50	106,202.10
Starrett ES	Condition deficiencies/Life cy	2,727,587.00	101,630.79	1,643,231.10	982,725.11
Swift ES	Condition deficiencies/Life cy	2,678,199.00	60,482.34	2,482,807.64	134,909.02
Thornton ES	Condition deficiencies/Life cy	5,131,031.00	13,248.03	3,918,805.10	1,198,977.87
Transportation	Condition deficiencies/Life cy	1,274,648.00	-	-	1,274,648.00
Turning Point HS	Condition deficiencies/Life cy	1,196,537.00	66,974.83	11,819.17	1,117,743.00
Turning Point JH (Sec S	Condition deficiencies/Life cy	2,276,602.00	59,033.71	1,434,024.76	783,543.53
Venture HS	Condition deficiencies/Life cy	1,429,141.00	858,882.96	53,333.46	516,924.58
Webb ES	Condition deficiencies/Life cy	9,030,714.00	215,807.03	7,570,725.24	1,244,181.73
West ES	Condition deficiencies/Life cy	1,994,790.00	29,768.20	613,333.10	1,351,688.70
Williams ES	Condition deficiencies/Life cy	2,582,718.00	34,422.84	2,595,044.57	(46,749.41)
Wimbish ES	Condition deficiencies/Life cy	4,913,058.00	100,392.32	5,626,709.65	(814,043.97)
Wood ES	Condition deficiencies/Life cy	2,330,921.00	2,817,613.94	1,196,225.60	(1,682,918.54)

Arlington Independent School District
 2014 Bond Project Status Report - Phase 1 through 5 Projects
 For the Period Ending December 31, 2018 (as of January 9, 2019)

<u>School Name</u>	<u>Project Description</u>	<u>Total Budget</u>	<u>Encumbrance</u>	<u>Expenditures</u>	<u>Balance</u>
Workman JH	Condition deficiencies/Life cycle replacements/ Classroom Addition/Softball Complex	11,872,405.00	-	13,694,755.75	(1,822,350.75)
Young JH	Condition deficiencies/Life cy	2,428,881.00	104,455.88	891,234.68	1,433,190.44
Fine Arts		9,828,738.00	410,638.01	7,230,075.87	2,188,024.12
Technology		82,633,000.00	3,994,404.31	66,453,957.88	12,184,637.81
Transportation		18,279,213.00	316,834.55	14,186,509.46	3,775,868.99
Contingency for Project Acceleration		-	-	-	-
Total Phase 1-5		<u>\$ 663,129,278.00</u>	<u>\$ 105,622,424.82</u>	<u>\$ 504,016,772.20</u>	<u>\$ 53,490,080.98</u>
Bond Issuance Costs					(4,814,320.46)
Interest and Additional Proceeds					15,005,354.37
Other Income					<u>202,077.00</u>
Total Available Funds					<u>\$ 63,883,191.89</u>
Estimated Complete on December 31, 2018					

HUB PARTICIPATION REPORT



2014 Bond Program HUB Expenditure Summary

Phase / Bid Package	Firms	Project Description	Budget	Tier II HUB Participation Commitment %	Tier II HUB Participation Amount	Expenses Thru 1/19	Tier II HUB Participation Achieved % Thru 1/19	Tier II HUB Participation Amount Thru 1/19
PH1-BP1	Harrison Kornberg (HUB Firm)	Ferguson Education Center	\$ 108,509	52.30%	\$ 56,750	\$ 108,508	85.36%	\$ 92,619
PH1-BP1	Pogue Construction	Ferguson Education Center	\$ 1,142,066	20.00%	\$ 228,413	\$ 1,142,066	7.47%	\$ 85,337
PH1-BP2	Harrison Kornberg (HUB Firm)	Ousley Junior High School	\$ 420,204	42.90%	\$ 180,268	\$ 343,643	57.09%	\$ 196,169
PH1-BP2	Pogue Construction	Ousley Junior High School	\$ 4,012,350	20.00%	\$ 802,470	\$ 3,757,632	1.68%	\$ 63,313
PH1-BP3	Brown Reynolds Watford	Workman Junior High School	\$ 1,019,290	23.49%	\$ 239,431	\$ 966,428	30.48%	\$ 294,561
PH1-BP3	Pogue Construction	Workman Junior High School	\$ 12,231,679	20.00%	\$ 2,446,336	\$ 11,521,674	12.16%	\$ 1,401,092
PH1-BP4	Stantec	Jones Fine Arts and Dual Language Academy	\$ 764,228	10.00%	\$ 76,423	\$ 720,839	5.78%	\$ 41,682
PH1-BP4	Joeris	Jones Fine Arts and Dual Language Academy	\$ 10,404,039	25.00%	\$ 2,601,010	\$ 10,081,035	23.14%	\$ 2,332,872
PH1-BP5	Stantec	Boles Junior High School, Special Education	\$ 306,501	13.00%	\$ 39,845	\$ 244,881	1.52%	\$ 3,710
PH1-BP5	Pogue Construction	Boles Junior High School, Special Education	\$ 4,053,856	20.00%	\$ 810,771	\$ 3,964,606	3.36%	\$ 133,165
PH1-BP5	Stantec	Corey Fine Arts and Dual Language Academy	\$ 481,434	9.00%	\$ 43,329	\$ 476,683	7.17%	\$ 34,201
PH1-BP5	Pogue Construction	Corey Fine Arts and Dual Language Academy	\$ 7,592,619	20.00%	\$ 1,518,524	\$ 7,590,119	16.50%	\$ 1,252,085
PH1-BP6	Perkins+Will	Peach Elementary School	\$ 1,494,861	20.00%	\$ 298,972	\$ 1,486,638	16.21%	\$ 241,030
PH1-BP6	Balfour Beatty Construction	Peach Elementary School	\$ 22,567,870	25.00%	\$ 5,641,968	\$ 22,533,715	13.88%	\$ 3,128,508
PH1-BP7	Corgan	McNutt New Elementary School	\$ 1,352,289	18.00%	\$ 243,412	\$ 1,346,218	14.61%	\$ 196,649
PH1-BP7	Balfour Beatty Construction	McNutt New Elementary School	\$ 21,626,600	30.00%	\$ 6,487,980	\$ 21,587,593	35.72%	\$ 7,711,669
PH1-BP8	VLK	Career Technical Education Center	\$ 2,669,420	27.50%	\$ 734,091	\$ 2,641,515	23.66%	\$ 624,860
PH1-BP8	Balfour Beatty Construction	Career Technical Education Center	\$ 40,995,758	25.00%	\$ 10,248,940	\$ 39,698,684	33.67%	\$ 13,365,119
PH1-BP9	Huckabee	Multi-Purpose Activity Center - Arlington HS	\$ 655,052	31.00%	\$ 203,066	\$ 630,128	21.94%	\$ 138,260
PH1-BP9	Balfour Beatty Construction	Multi-Purpose Activity Center - Arlington HS	\$ 9,320,367	25.00%	\$ 2,330,092	\$ 9,317,867	10.45%	\$ 973,703
PH1-BP9	Huckabee	Multi-Purpose Activity Center - Bowie HS	\$ 550,974	31.00%	\$ 170,802	\$ 530,222	22.01%	\$ 116,703
PH1-BP9	Balfour Beatty Construction	Multi-Purpose Activity Center - Bowie HS	\$ 9,948,959	25.00%	\$ 2,487,240	\$ 9,747,445	9.67%	\$ 942,475
PH1-BP9	Huckabee	Multi-Purpose Activity Center - Lamar HS	\$ 614,291	31.00%	\$ 190,430	\$ 548,635	24.65%	\$ 135,256
PH1-BP9	Balfour Beatty Construction	Multi-Purpose Activity Center - Lamar HS	\$ 10,383,824	25.00%	\$ 2,595,956	\$ 10,175,047	7.26%	\$ 738,350
PH1-BP9	Huckabee	Multi-Purpose Activity Center - Martin HS	\$ 545,816	31.00%	\$ 169,203	\$ 520,144	26.44%	\$ 137,531
PH1-BP9	Balfour Beatty Construction	Multi-Purpose Activity Center - Martin HS	\$ 9,648,146	25.00%	\$ 2,412,037	\$ 9,633,499	9.48%	\$ 912,918
PH1-BP9	Huckabee	Multi-Purpose Activity Center - Sam Houston HS	\$ 561,390	31.00%	\$ 174,031	\$ 540,629	29.08%	\$ 157,210
PH1-BP9	Balfour Beatty Construction	Multi-Purpose Activity Center - Sam Houston HS	\$ 9,990,494	25.00%	\$ 2,497,624	\$ 9,714,994	20.30%	\$ 1,971,936
PH1-BP9	Huckabee	Multi-Purpose Activity Center - Seguin HS	\$ 536,575	31.00%	\$ 166,338	\$ 501,729	25.97%	\$ 130,306
PH1-BP9	Balfour Beatty Construction	Multi-Purpose Activity Center - Seguin HS	\$ 9,399,764	25.00%	\$ 2,349,941	\$ 9,111,258	22.54%	\$ 2,053,964
PH1-BP10	KAI (HUB Firm)	Mac Bernd Professional Development Center (PDC)	\$ 67,311	15.00%	\$ 10,097	\$ 67,311	24.51%	\$ 16,500
PH1-BP10	Pogue Construction	Mac Bernd Professional Development Center (PDC)	\$ 739,408	20.00%	\$ 147,882	\$ 733,139	0.00%	\$ -
PH2-BP1	LBL	Duff Elementary School	\$ 225,517	32.00%	\$ 72,166	\$ 193,525	38.10%	\$ 73,735
PH2-BP1	Imperial Construction	Duff Elementary School	\$ 4,522,872	20.00%	\$ 904,574	\$ 4,462,490	11.91%	\$ 531,495
PH2-BP2	Hahnfeld Hoffer Standford	Science Labs, Strings Room and Security Vestibule (14 Elementary Schools)	\$ 1,016,821	32.00%	\$ 325,383	\$ 992,402	12.56%	\$ 124,671
PH2-BP2	W.B. Kibler Construction Co.	Science Labs, Strings Room and Security Vestibule (14 Elementary Schools)	\$ 9,941,369	25.00%	\$ 2,485,342	\$ 9,385,473	24.89%	\$ 2,336,222
PH2-BP3	Natex (HUB Firm)	Farrell	\$ 215,748	30.00%	\$ 64,724	\$ 171,372	12.59%	\$ 21,575
PH2-BP3	W.B. Kibler Construction Co., LTD.	Farrell	\$ 2,059,961	25.00%	\$ 514,990	\$ 2,057,461	18.52%	\$ 381,053
PH2-BP3	Natex (HUB Firm)	Starrett	\$ 216,007	30.00%	\$ 64,802	\$ 168,073	11.38%	\$ 19,127
PH2-BP3	Imperial Construction	Starrett	\$ 1,468,000	20.00%	\$ 293,600	\$ 1,374,715	24.55%	\$ 337,500
PH2-BP4	KAI (HUB Firm)	1) Foster ES 2) Moore ES 3) Wood ES	\$ 781,608	15.00%	\$ 117,241	\$ 754,159	10.58%	\$ 79,777
PH2-BP4	Pogue Construction	1) Foster ES 2) Moore ES 3) Wood ES	\$ 10,978,479	20.00%	\$ 2,195,696	\$ 7,722,445	6.81%	\$ 526,239
PH2-BP5	LBL	1) Bebensee ES 2) Fitzgerald ES 3) Williams ES	\$ 866,064	32.00%	\$ 277,141	\$ 839,044	19.19%	\$ 161,000
PH2-BP5	Imperial Construction	1) Bebensee ES 2) Fitzgerald ES 3) Williams ES	\$ 8,623,476	20.00%	\$ 1,724,695	\$ 8,601,534	36.67%	\$ 3,154,354
PH2-BP6	WRA	1) Nichols Junior High 2) Turning Point Junior High 3) Ellis ES 4) Sherrrod ES	\$ 1,339,813	21.00%	\$ 281,361	\$ 1,091,801	18.85%	\$ 205,776
PH2-BP6	Balfour Beatty Construction	1) Nichols Junior High 2) Turning Point Junior High 3) Ellis ES 4) Sherrrod ES	\$ 14,448,856	25.00%	\$ 3,612,214	\$ 12,925,339	21.07%	\$ 2,723,479
PH2-BP7	Corgan	1) Arlington High School 2) Morton ES 3) South Davis ES	\$ 1,259,862	18.00%	\$ 226,775	\$ 1,161,860	15.19%	\$ 176,431
PH2-BP7	Adolfson & Peterson	1) Arlington High School 2) Morton ES 3) South Davis ES	\$ 17,296,167	45.00%	\$ 7,783,275	\$ 13,649,916	40.21%	\$ 5,488,961
PH2-BP8	HKS	1) Martin High School 2) Little ES 3) Miller ES	\$ 1,517,647	16.00%	\$ 242,824	\$ 1,512,107	9.06%	\$ 137,019
PH2-BP8	Balfour Beatty Construction	1) Martin High School 2) Little ES 3) Miller ES	\$ 18,353,646	25.00%	\$ 4,588,412	\$ 18,170,296	6.35%	\$ 1,154,409

2014 Bond Program HUB Expenditure Summary

Phase / Bid Package	Firms	Project Description	Budget	Tier II HUB Participation Commitment %	Tier II HUB Participation Amount	Expenses Thru 1/19	Tier II HUB Participation Achieved % Thru 1/19	Tier II HUB Participation Amount Thru 1/19
PH2-BP9	Huckabee	1) Crouch ES 2) Knox ES 3) Thornton ES	\$ 879,773	33.00%	\$ 290,325	\$ 837,038	25.04%	\$ 209,608
PH2-BP9	SEDALCO	1) Crouch ES 2) Knox ES 3) Thornton ES	\$ 8,353,276	20.00%	\$ 1,670,655	\$ 8,351,626	22.02%	\$ 1,838,786
PH2-BP9	Huckabee	Sam Houston High School	\$ 2,054,938	33.00%	\$ 678,129	\$ 2,008,267	14.77%	\$ 296,717
PH2-BP9	Pogue Construction	Sam Houston High School	\$ 30,068,039	20.00%	\$ 6,013,608	\$ 29,182,169	1.61%	\$ 469,131
PH2-BP10	VLK	Agricultural Science Facility	\$ 448,499	27.50%	\$ 123,337	\$ 441,998	19.21%	\$ 84,900
PH2-BP10	Ratcliff Constructors	Agricultural Science Facility	\$ 5,956,076	20.00%	\$ 1,191,215	\$ 5,955,535	20.80%	\$ 1,238,900
PH3-BP1	LBL	Butler Elementary School	\$ 228,525	52.30%	\$ 119,518	\$ 222,031	17.76%	\$ 39,433
PH3-BP1	Phillips May Corporation	Butler Elementary School	\$ 2,917,386	22.00%	\$ 641,825	\$ 2,870,113	23.11%	\$ 663,205
PH3-BP2	Perkins+Will	Dunn Elementary School	\$ 188,209	20.00%	\$ 37,642	\$ 180,946	5.78%	\$ 10,450
PH3-BP2	Imperial Construction	Dunn Elementary School	\$ 3,013,228	10.00%	\$ 301,323	\$ 3,013,228	30.50%	\$ 918,960
PH3-BP3	Brown Reynolds Watford	1) Hill ES 2) Swift ES	\$ 360,795	42.90%	\$ 154,781	\$ 345,605	14.56%	\$ 50,316
PH3-BP3	MART, Inc.	1) Hill ES 2) Swift ES	\$ 4,157,930	20.00%	\$ 831,586	\$ 3,901,585	47.35%	\$ 1,847,345
PH3-BP4	Perkins+Will	1) Amos 2) Atherton	\$ 380,787	20.00%	\$ 76,157	\$ 367,563	5.69%	\$ 20,900
PH3-BP4	Pete Durant & Associates	1) Amos 2) Atherton	\$ 4,826,670	30.00%	\$ 1,448,001	\$ 4,861,468	31.45%	\$ 1,528,744
PH3-BP5	Corgan	1) Gunn JH 2) Key ES 3) Short ES	\$ 619,331	23.49%	\$ 145,481	\$ 559,855	3.36%	\$ 18,800
PH3-BP5	Big Sky	1) Gunn JH 2) Key ES 3) Short ES	\$ 7,746,940	35.00%	\$ 2,711,429	\$ 6,111,552	42.28%	\$ 2,583,801
PH3-BP6	Stantec	Seguin HS	\$ 710,158	20.00%	\$ 142,032	\$ 660,631	0.70%	\$ 4,594
PH3-BP6	Pogue Construction	Seguin HS	\$ 9,658,348	20.00%	\$ 1,931,670	\$ 9,385,088	5.56%	\$ 521,616
PH3-BP7	VLK	1) Berry ES 2) Rankin ES 3) Roark ES	\$ 751,979	23.49%	\$ 176,640	\$ 669,297	11.66%	\$ 78,056
PH3-BP7	Reeder General Contractors, Inc.	1) Berry ES 2) Rankin ES 3) Roark ES	\$ 9,094,420	20.00%	\$ 1,818,884	\$ 8,788,087	26.21%	\$ 2,303,673
PH3-BP8	Brown Reynolds Watford	1) Pope ES 2) Speer ES 3) Webb ES 4) Wimbish ES	\$ 1,419,632	10.00%	\$ 141,963	\$ 1,352,715	16.71%	\$ 226,023
PH3-BP8	Core Construction	1) Pope ES 2) Speer ES 3) Webb ES 4) Wimbish ES	\$ 16,139,281	20.00%	\$ 3,227,856	\$ 15,726,185	20.15%	\$ 3,168,655
PH3-BP9	Stantec	Junior High Tracks	\$ 367,642	25.00%	\$ 91,910	\$ 512,335	0.00%	\$ -
PH3-BP9	Hellas Construction	Junior High Tracks	\$ 7,928,161	20.00%	\$ 1,585,632	\$ 7,596,116	11.58%	\$ 879,261
PH3-BP10	LBL	1) Johns ES 2) Goodman ES 3) Webb ES	\$ 536,738	20.00%	\$ 107,348	\$ 487,540	26.74%	\$ 130,366
PH3-BP10	Infinity	1) Johns ES 2) Goodman ES	\$ 2,463,336	20.00%	\$ 492,667	\$ 2,199,734	0.90%	\$ 19,801
PH3-BP10	Phillips May Corporation	1) Johns ES 2) Goodman ES	\$ 3,129,598	20.00%	\$ 625,920	\$ 2,921,497	44.53%	\$ 1,301,007
PH3-BP10	Mart, Inc.	1) Johns ES 2) Webb ES	\$ 1,115,982	20.00%	\$ 223,196	\$ 1,098,579	0.00%	\$ -
PH3-BP11	HKS	Fine Arts	\$ 2,323,496	25.07%	\$ 582,500	\$ 2,215,264	14.39%	\$ 318,863
PH3-BP11	Adolfson & Peterson	Fine Arts	\$ 42,418,744	20.00%	\$ 8,483,749	\$ -	0.00%	\$ -
PH3-BP12	Brown Reynolds Watford	Lamar HS	\$ 52,000	20.00%	\$ 10,400	\$ 48,156	20.77%	\$ 10,000
PH3-BP12	Hutcherson	Lamar HS	\$ 499,710	20.00%	\$ 99,942	\$ 499,710	16.55%	\$ 82,700
PH4-BP01	LBL	Boles Junior High	\$ 106,089	27.00%	\$ 28,644	\$ 31,380	0.00%	\$ -
PH4-BP01	Imperial Construction	Boles Junior High	\$ 2,062,985	20.00%	\$ 412,597	\$ 131,063	0.00%	\$ 19,750
PH4-BP02	LBL	Early College High School	\$ 536,476	27.00%	\$ 144,849	\$ 449,485	12.27%	\$ 55,150
PH4-BP02	To Be Determined	Early College High School	\$ -	0.00%	\$ -	\$ -	0.00%	\$ -
PH4-BP03	LBL	1) Bailey Junior High 2) Kookon Education Center	\$ 315,477	27.00%	\$ 85,179	\$ 245,412	16.04%	\$ 39,367
PH4-BP03	Imperial Construction	1) Bailey Junior High 2) Kookon Education Center	\$ 4,857,100	20.00%	\$ 971,420	\$ 378,759	0.00%	\$ 46,925
PH4-BP04	PBK	1) Bowie High School 2) Ashworth Elementary	\$ 637,103	20.00%	\$ 127,421	\$ 472,577	0.00%	\$ -
PH4-BP04	Adolfson & Peterson	1) Bowie High School 2) Ashworth Elementary	\$ 8,225,500	20.00%	\$ 1,645,100	\$ 1,600,498	19.66%	\$ 314,677
PH4-BP05	Brown Reynolds Watford	1) Lamar High School 2) Larson Elementary	\$ 957,971	26.00%	\$ 249,072	\$ 750,269	16.99%	\$ 127,500
PH4-BP05	Imperial Construction	1) Lamar High School/Cravens Field 2) Larson Elementary	\$ 10,988,535	20.00%	\$ 2,197,707	\$ -	0.00%	\$ -
PH4-BP06	HKS	Athletic Complex	\$ 1,534,845	27.00%	\$ 414,408	\$ 1,573,183	5.18%	\$ 81,530
PH4-BP06	Adolfson & Peterson	Athletic Complex	\$ 40,755,256	20.00%	\$ 8,151,051	\$ -	0.00%	\$ -
PH4-BP07	VLK	1) Carter Junior High 2) Blanton Elementary 3) Crow Elementary	\$ 720,852	16.00%	\$ 115,336	\$ 534,587	10.13%	\$ 54,150
PH4-BP07	Reeder General Contractors, Inc.	1) Carter Junior High 2) Blanton Elementary 3) Crow Elementary	\$ 8,300,000	31.00%	\$ 2,573,000	\$ -	0.00%	\$ -
PH5-BP01	BRW	1) Beckham Elementary 2) Percy Elementary 3) Food Service Warehouse	\$ 1,142,270	25.50%	\$ 291,279	\$ 55,919	11.35%	\$ 6,348

2014 Bond Program HUB Expenditure Summary

Phase / Bid Package	Firms	Project Description	Budget	Tier II HUB Participation Commitment %	Tier II HUB Participation Amount	Expenses Thru 1/19	Tier II HUB Participation Achieved % Thru 1/19	Tier II HUB Participation Amount Thru 1/19
PH5-BP02	VLK	1) Anderson Elementary 2) Remyse Elementary	\$ 1,269,161	71.00%	\$ 901,104	\$ 82,936	13.50%	\$ 11,200
PH5-BP03	BRW	1) Shackelford Junior High 2) Food Lion	\$ 1,925,278	25.50%	\$ 490,946	\$ 19,342	4.77%	\$ 923
PH5-BP04	VLK	1) Burgin Elementary 2) Hale Elementary	\$ 2,442,244	71.00%	\$ 1,733,993	\$ 117,533	11.00%	\$ 12,925
PH5-BP05	LBL	1) Turning Point Alter High School 2) Hale Elementary 3) Ditto ES 4) Hilldale Annex	\$ 4,107,016	25.00%	\$ 1,026,754	\$ 249,416	10.12%	\$ 25,250
PH5-BP06	Corgan	1) Barnett Junior High 2) Bryant Elementary 3) West ES	\$ 5,361,722	30.00%	\$ 1,608,517	\$ 316,438	0.00%	\$ -
PH5-BP07	LBL	1) Administration Building 2) Auxillary Personnel 3) Annex I 4) Annex II 5) Annex III 6) Annex IV 7) Food Service Warehouse 8) Service Center 9) Transportation	\$ 3,167,178	25.00%	\$ 791,795	\$ -	0.00%	\$ -
TOTALS			\$ 561,560,539	24%	\$ 134,516,376	\$ 407,598,842	19%	\$ 78,916,879

FINE ARTS



**Arlington ISD - Department of Fine Arts
Bond Purchase Progress
January 22, 2019**

The following is a break-down of what has been submitted for purchase by the AISD Fine Arts Department using money provided by the 2014 bond package for year 4 to-date. This is a reporting of 643 funds.

Band Equipment/Instruments/Uniforms

Junior High	\$177,422.41
High School	<u>\$590,198.30</u>
Total	\$767,620.71

Choir Equipment/Instruments/Uniforms

Elementary	\$132,941.47
Junior High	\$97,740.77
High School	<u>\$96,086.72</u>
Total	\$326,768.96

Orchestra Equipment/Instruments/Uniforms

Elementary	\$214,198.70
Junior High	\$133,941.78
High School	<u>\$176,624.26</u>
Total	\$524,764.74

Mariachi Equipment/Instruments/Uniforms

High School	\$43,908.75
-------------	-------------

Dance

High School	\$40,113.00
-------------	-------------

Theatre

Junior High	\$13,082.95
High School	<u>\$25,351.40</u>
Total	\$38,434.35

Fine Arts Center

Pianos	224,610.00
Wind Instruments	<u>52,644.14</u>
Total	277,254.14

	<u>January 22, 2019</u>
Grand Total	\$2,018,864.65

<u>Instrument</u>	<u>Elementary</u>	<u>Junior High</u>	<u>High School</u>	<u>Total</u>
Flute		9	10	19
Oboe		4	8	12
Clarinet		12	29	41
Bassoon		3	2	5
Alto Sax		2	11	13
Tenor Sax			4	4
Bari Sax			2	2
Bass Clarinet		1	2	3
F Horn		8	11	19
Trumpet		9	9	18
Trombone		15	7	22
Euphonium		6	6	12
Tuba		4	4	8
Sousaphone			2	2
Vibraphone			1	1
Xylophone				
Marimba			6	6
Snare Drum			15	15
Bass Drum		1	4	5
Marching Horns			14	14
Tympani (sets)			3	3
Chimes			1	1
Guittaron/Vihuela				
Violin	84	54	54	192
Viola	51	20	46	117
Cello	73	14	14	101
String Bass	15	4	4	23
Harps				

Additional equipment includes:

- Chairs
- Risers
- Orff Instruments
- Music Stands
- Electronic Equipment including tuners, metronomes and keyboards
- Cases
- Miscellaneous Percussion Instruments
- Marching Percussion Instruments
- Pianos
- Fine Arts Dual Language equipment
- Bows
- Drill Team Uniforms
- Supplemental High School and Junior High School Uniforms

ARLINGTON INDEPENDENT SCHOOL DISTRICT
2014 Bond Purchases - Fine Arts
Year-to-Date Year 4

	Band	Choir	Orchestra	Mariachi	Theater	Dance	Elementary Music	Total
Arlington HS	\$73,918.80	\$58,214.47	\$22,436.00		\$952.95	\$0.00		\$155,522.22
Bowie HS	\$120,424.57	\$8,490.00	\$7,554.83		\$6,990.00	\$0.00		\$143,459.40
Lamar HS	\$110,778.00	\$13,326.49	\$51,502.92		\$3,717.00	\$17,400.00		\$196,724.41
Martin HS	\$85,698.00	\$4,644.90	\$17,895.31		\$8,425.00	\$0.00		\$116,663.21
Sam Houston HS	\$141,840.06	\$0.00	\$35,405.20	\$43,908.75	\$0.00	\$3,133.00		\$224,287.01
Seguin HS	\$57,538.87	\$11,410.86	\$41,830.00		\$5,266.45	\$19,580.00		\$135,626.18
Bailey JH	\$37,895.79	\$10,939.40	\$11,480.23		\$0.00			\$60,315.42
Barnett JH	\$14,157.30	\$2,445.00	\$20,769.95		\$0.00			\$37,372.25
Boles JH	\$61,270.91	\$9,030.30	\$10,226.35		\$3,627.00			\$84,154.56
Carter JH	\$20,076.30	\$24,474.00	\$1,416.00		\$0.00			\$45,966.30
Gunn JH	\$4,978.12	\$3,444.60	\$9,293.00		\$2,969.95			\$20,685.67
Nichols JH	\$5,216.00	\$0.00	\$6,633.60		\$1,523.00			\$13,372.60
Ousley JH	\$24,792.94	\$16,694.73	\$15,198.35		\$0.00			\$56,686.02
Shackelford JH	\$325.00	\$8,605.85	\$0.00		\$0.00			\$8,930.85
Workman JH	\$1,598.00	\$0.00	\$57,380.70		\$0.00			\$58,978.70
Young JH	\$7,112.05	\$22,106.89	\$1,543.60		\$4,963.00			\$35,725.54

Program does not exist on the campus

Note: The expenditures reported above are from the Year 4 fine arts bond funds and do not reflect purchases made prior to Year 4.

ARLINGTON INDEPENDENT SCHOOL DISTRICT
 2014 Bond Purchases - Fine Arts
 Year-to-Date Year 4

	Band	Choir	Orchestra	Mariachi	Theater	Dance	Elementary Music	Total
Adams ES			\$465.00				\$2,335.30	\$2,800.30
Amos ES			\$3,955.00				\$743.12	\$4,698.12
Anderson ES			\$8,272.60				\$0.00	\$8,272.60
Ashworth ES			\$2,510.00				\$176.88	\$2,686.88
Atherton ES			\$3,659.80				\$0.00	\$3,659.80
Bebensee ES			\$2,220.00				\$3,195.02	\$5,415.02
Beckham ES			\$11,726.00				\$1,686.52	\$13,412.52
Berry ES			\$11,937.00				\$0.00	\$11,937.00
Blanton ES			\$1,928.00				\$4,447.70	\$6,375.70
Bryant ES			\$8,819.40				\$359.21	\$9,178.61
Burgin ES			\$2,444.00				\$1,341.67	\$3,785.67
Butler ES			\$0.00				\$765.73	\$765.73
Corey Academy			\$786.20				\$43,276.81	\$44,063.01
Crouch ES			\$4,005.00				\$2,322.22	\$6,327.22
Crow ES			\$6,852.00				\$10,304.74	\$17,156.74
Ditto ES			\$0.00				\$1,019.56	\$1,019.56
Duff ES			\$4,100.00				\$0.00	\$4,100.00
Dunn ES			\$196.00				\$5,680.68	\$5,876.68
Ellis ES			\$2,557.00				\$4,619.87	\$7,176.87
Farrell ES			\$4,730.00				\$0.00	\$4,730.00
Fitzgerald ES			\$1,262.00				\$1,425.86	\$2,687.86
Foster ES			\$12,865.00				\$0.00	\$12,865.00
Goodman ES			\$9,668.00				\$0.00	\$9,668.00
Hale ES			\$1,748.00				\$0.00	\$1,748.00
Hill ES			\$6,010.00				\$0.00	\$6,010.00
Johns ES			\$4,140.00				\$0.00	\$4,140.00
Jones Academy			\$0.00				\$26,231.84	\$26,231.84
Key ES			\$954.00				\$0.00	\$954.00
Knox ES			\$17,328.00				\$0.00	\$17,328.00
Larson ES			\$0.00				\$0.00	\$0.00
Little ES			\$9,896.00				\$0.00	\$9,896.00
McNutt ES			\$4,043.70				\$0.00	\$4,043.70
Miller ES			\$1,665.00				\$0.00	\$1,665.00
Moore ES			\$4,989.00				\$0.00	\$4,989.00
Morton ES			\$96.00				\$0.00	\$96.00

Program does not exist on the campus

Note: The expenditures reported above are from the Year 4 fine arts bond funds and do not reflect purchases made prior to Year 4.

ARLINGTON INDEPENDENT SCHOOL DISTRICT
2014 Bond Purchases - Fine Arts
Year-to-Date Year 4

	Band	Choir	Orchestra	Mariachi	Theater	Dance	Elementary Music	Total
Patrick ES			\$948.00				\$2,048.93	\$2,996.93
Peach ES			\$2,776.80				\$4,000.14	\$6,776.94
Pearcy ES			\$758.00				\$787.70	\$1,545.70
Pope ES			\$0.00				\$0.00	\$0.00
Rankin ES			\$4,805.00				\$3,820.00	\$8,625.00
Remyse ES			\$5,327.00				\$375.50	\$5,702.50
Roark ES			\$3,679.40				\$0.00	\$3,679.40
Sherrod ES			\$2,846.00				\$616.55	\$3,462.55
Short ES			\$5,356.00				\$532.00	\$5,888.00
South Davis ES			\$490.00				\$0.00	\$490.00
Speer ES			\$319.80				\$1,910.00	\$2,229.80
Starrett ES			\$4,990.00				\$87.42	\$5,077.42
Swift ES			\$3,600.00				\$2,019.38	\$5,619.38
Thornton ES			\$8,101.00				\$3,820.00	\$11,921.00
Webb ES			\$0.00				\$2,750.19	\$2,750.19
West ES			\$3,409.00				\$0.00	\$3,409.00
Williams ES			\$9,300.00				\$0.00	\$9,300.00
Wimbish ES			\$0.00				\$0.00	\$0.00
Wood ES			\$1,665.00				\$240.93	\$1,905.93
Fine Arts Center	\$52,644.14	\$224,610.00						\$277,254.14
Total	\$820,264.85	\$418,437.49	\$524,764.74	\$43,908.75	\$38,434.35	\$40,113.00	\$132,941.47	\$2,018,864.65

Program does not exist on the campus

Note: The expenditures reported above are from the Year 4 fine arts bond funds and do not reflect purchases made prior to Year 4.

SAFETY, SECURITY & TECHNOLOGY



NETWORK SERVICES

Network Infrastructure

WAN CIRCUIT UPGRADES

- All locations have been upgraded to their new WAN circuits.

Physical Security

VIDEO SURVEILLANCE UPGRADES

- Locations completed:
 - Farrell ES, Hill ES, Admin. Bldg., Young JHS, Nichols JHS, Gunn JHS
- Locations scheduled to be completed:
 - PDC, Archery Ctr, Annex 4, Service Center, Barnett JHS, Fitzgerald ES, Farrell ES, Percy ES, Bryant ES, West ES, Beckham ES, Miller ES, Starrett ES, Wood ES

Unified Communications

PA SYSTEM UPGRADES

- Locations completed:
 - Barnett, Boles, Martin, Lamar
- Locations scheduled to be completed:
 - Ousley

IP PHONE REFRESH

- Locations completed:
 - EEC, AHS, Martin, Seguin
- Locations scheduled to be completed:
 - Hilldale, Enterprise, Annex 4, PDC, Service Center, Administration Bldg.

Data Center/Server Administration

- Virtual Desktop Infrastructure (VDI) hardware for Administration Data Center received and set up
- Pilot on the new hardware for Arlington HS.
- Virtual Desktop Infrastructure (VDI) hardware for CTC Data Center received and in process of being set up

TECHNOLOGY SUPPORT

Digital Signage

- Beginning to walk schools for discovery.
- Starting with South Davis

Technology Integration & Innovation (TI²) Dept.

The mission of the department is to “empower educators to develop future ready learners through technology integration, technology usage, and the use of relevant resources.”

A/V Classroom Standard

Classroom projector installations are basically complete at all campuses (asbestos abatement has delayed install in 12 rooms at Speer). Tech Support is working through a list of known issues at sites so that the project can be completed.

TI Grant

The Transformation Through Innovation (TI) Grant was designed to offer teachers and campuses the opportunity to transform their classrooms through innovative uses of technology and facilitating model classrooms that serve as examples of how learning can be transformed with meaningful and relevant use of technology. Over the last six years, the number of grants submitted and approved has grown as shown below:

- 2013-2014 - 12 grants (\$374,650)
- 2014-2015 - 28 grants (\$987,950)
- 2015-2016 - 34 grants (\$916,364)
- 2016-2017 - 64 grants (\$939,928)
- 2017-2018 - 70 grants (\$1,013,490)
- 2018-2019 - 75 grants (\$1,000,749)

Summary of awarded technology grants for 2018-2019: <http://bit.ly/TIgrant2018>

Over \$5.2 million dollars has been awarded since the beginning of the TI Grant initiative. It is exciting to see the innovative ideas that are taking place on our campuses from elementary to high school from previous grant processes, including:

- 1:1 Chromebooks in classrooms for blended learning, paperless classroom, global collaboration, tech club, news media course, and Active Learning Cycle pilot
- iPads and Apple pencils for drafting and basic animation
- Android tablets, robotics, and drones for coding club
- Green screens and iPads for video production
- Assistive technology for dyslexic students
- Global collaboration and communication
- Student business development
- Google Expeditions and Breakout EDU for social studies department professional learning and curriculum development
- Augmentative alternative communication
- PC laptops and cameras to publish via newspaper, video productions
- Technology for deaf student self-advocacy

Winners of the 2018-2019 grant process were notified on October 25th and 26th via the TI² Prize Patrol. Forty-seven campuses were awarded grants this year. Pictures from the prize patrol can be found here: <https://www.flickr.com/photos/arlingtonisd/albums>

The teachers and students that received a TI Grant for the 2017-2018 school year participated in the TI Grant Showcase in May 2018. This exciting event is held annually at the Professional Development Center and it demonstrates the innovative instructional practices made possible through the awarding of these grants. Teachers were asked to invite students to present at the Showcase to share with the community how the new technology augmented their learning experience. View pictures from the most recent showcase at <https://www.flickr.com/photos/arlingtonisd/albums/72157667719956807>

Additional TI Grant information can be found at <http://bit.ly/AISDTIgrant>.

Network Services

Spent		\$ 15,851,264	\$ 4,360,153	\$ 2,527,044	\$ 6,317,685	\$ 2,646,382	\$ 120,043
Total			640 (14-15)	641 (15-16)	642 (16-17)	643 (17-18)	644 (18-19)
Loc	Campus	Amount	Amount	Amount	Amount	Amount	Amount
001	Arlington	\$ 190,611	\$ 26,015	\$ 36,362	\$ 31,355	\$ 96,879	\$ -
004	Bowie	\$ 247,728	\$ 31,058	\$ 48,770	\$ 31,355	\$ 136,544	\$ 3,525
003	Lamar	\$ 87,240	\$ -	\$ 13,445	\$ 31,355	\$ 42,440	\$ 1,200
005	Martin	\$ 79,798	\$ -	\$ 19,627	\$ 31,355	\$ 28,816	\$ -
002	Sam Houston	\$ 210,187	\$ 126,649	\$ 47,607	\$ 31,355	\$ 4,575	\$ 1,285
009	Seguin	\$ 216,251	\$ -	\$ 8,039	\$ 31,355	\$ 176,857	\$ 9,981
007	Turning Pt HS	\$ 78,502	\$ 78,052	\$ -	\$ -	\$ 450	\$ -
006	Venture	\$ 5,562	\$ 180	\$ 5,382	\$ -	\$ -	\$ -
012	CTC	\$ 24,629	\$ -	\$ 8,038	\$ -	\$ 16,592	\$ -
013	Ag Science	\$ 2,235	\$ -	\$ -	\$ -	\$ 2,235	\$ -
045	Bailey	\$ 28,310	\$ 1,669	\$ 2,340	\$ -	\$ 24,301	\$ -
052	Barnett	\$ 11,672	\$ -	\$ 11,672	\$ -	\$ -	\$ -
051	Boles	\$ 31,130	\$ 977	\$ 837	\$ -	\$ 29,317	\$ -
041	Carter	\$ 166,276	\$ 34,587	\$ 95,178	\$ -	\$ 36,512	\$ -
056	Ferguson	\$ 179,401	\$ 690	\$ 91,299	\$ -	\$ 87,412	\$ -
047	Gunn	\$ 30,140	\$ 240	\$ -	\$ -	\$ 29,900	\$ 23,054
053	Nichols	\$ 15,391	\$ 2,566	\$ 8,926	\$ -	\$ 3,899	\$ 26,992
055	Ousley	\$ 49,572	\$ 3,547	\$ 5,052	\$ -	\$ 40,973	\$ -
048	Shackelford	\$ 52,799	\$ 563	\$ 32,910	\$ -	\$ 19,326	\$ -
054	Turning Pt JH	\$ 105,141	\$ 81,171	\$ -	\$ -	\$ 23,970	\$ -
050	Workman	\$ 121,960	\$ 27,881	\$ 37,708	\$ -	\$ 56,372	\$ 49,873
049	Young	\$ 47,350	\$ 565	\$ 11,802	\$ -	\$ 34,983	\$ 31,577
161	Adams	\$ 95	\$ -	\$ -	\$ -	\$ 95	\$ -
124	Amos	\$ 101,034	\$ 89,892	\$ 10,682	\$ -	\$ 460	\$ -
160	Anderson	\$ 83,981	\$ 18,473	\$ 65,508	\$ -	\$ -	\$ -
149	Ashworth	\$ 73,337	\$ 20,129	\$ 8,510	\$ -	\$ 44,698	\$ -
132	Atherton	\$ 142,307	\$ 110,847	\$ 1,560	\$ -	\$ 29,900	\$ -
141	Bebensee	\$ 141,780	\$ 124,444	\$ 16,904	\$ -	\$ 432	\$ -
158	Beckham	\$ 16,795	\$ 16,795	\$ -	\$ -	\$ -	\$ -
101	Berry	\$ 102,232	\$ -	\$ 102,097	\$ -	\$ 135	\$ 2,506
102	Blanton	\$ 115,768	\$ 115,768	\$ -	\$ -	\$ -	\$ -
147	Bryant	\$ 34,338	\$ 120	\$ 1,050	\$ -	\$ 33,168	\$ -
155	Burgin	\$ 84,463	\$ 75,277	\$ 9,186	\$ -	\$ -	\$ -
129	Butler	\$ 31,019	\$ 408	\$ 26,800	\$ -	\$ 3,810	\$ 36,318
137	Corey	\$ 34,215	\$ -	\$ 32,937	\$ -	\$ 1,279	\$ -
150	Crouch	\$ 77,109	\$ 70,986	\$ 3,000	\$ -	\$ 3,123	\$ -
103	Crow	\$ 97,537	\$ 94,605	\$ 2,383	\$ -	\$ 549	\$ -
130	Ditto	\$ 87,573	\$ 28,322	\$ 26,800	\$ -	\$ 32,450	\$ -
104	Duff	\$ 92,984	\$ 28,899	\$ 33,348	\$ -	\$ 30,737	\$ -
125	Dunn	\$ 78,580	\$ 27,394	\$ 47,432	\$ -	\$ 3,755	\$ -
142	Ellis	\$ 86,076	\$ 39,469	\$ 46,607	\$ -	\$ -	\$ -
143	Farrell	\$ 19,977	\$ 17,138	\$ -	\$ -	\$ 2,839	\$ 27,217
136	Fitzgerald	\$ 25,675	\$ 22,399	\$ -	\$ -	\$ 3,276	\$ -

126 Foster	\$ 103,120	\$ 82,219	\$ 18,780	\$ -	\$ 2,120	\$ -
119 Goodman	\$ 92,140	\$ 21,395	\$ 68,687	\$ -	\$ 2,059	\$ 90
153 Hale	\$ 41,405	\$ 1,680	\$ 39,725	\$ -	\$ -	\$ -
117 Hill	\$ 34,026	\$ -	\$ 34,026	\$ -	\$ -	\$ 22,619
121 Johns	\$ 94,748	\$ 17,494	\$ 77,254	\$ -	\$ -	\$ -
163 Jones	\$ 105,952	\$ -	\$ 41,380	\$ 8,140	\$ 56,432	\$ 3,991
128 Key	\$ 58,675	\$ 25,672	\$ 33,003	\$ -	\$ -	\$ -
157 Knox	\$ 149,805	\$ 2,070	\$ 76,963	\$ -	\$ 70,772	\$ -
107 Kooken	\$ 87,786	\$ -	\$ 50,880	\$ -	\$ 36,906	\$ -
151 Larson	\$ 28,305	\$ 18,079	\$ 9,776	\$ -	\$ 450	\$ -
146 Little	\$ 85,118	\$ 26,296	\$ 29,601	\$ -	\$ 29,222	\$ -
165 McNutt	\$ 7,189	\$ -	\$ 6,379	\$ -	\$ 810	\$ -
135 Miller	\$ 6,693	\$ -	\$ 6,693	\$ -	\$ -	\$ -
144 Moore	\$ 86,834	\$ 32,215	\$ 26,526	\$ -	\$ 28,093	\$ -
131 Morton	\$ 122,230	\$ 89,404	\$ 2,926	\$ -	\$ 29,900	\$ -
162 Patrick	\$ -	\$ -	\$ -	\$ -	\$ -	\$ -
164 Peach	\$ 8,825	\$ -	\$ 8,825	\$ -	\$ -	\$ -
154 Percy	\$ 7,447	\$ 7,447	\$ -	\$ -	\$ -	\$ -
120 Pope	\$ 90,494	\$ 16,284	\$ 74,210	\$ -	\$ -	\$ -
109 Rankin	\$ 58,945	\$ 8,168	\$ 50,552	\$ -	\$ 225	\$ 1,665
159 Remyense	\$ 111,508	\$ 108,700	\$ 2,808	\$ -	\$ -	\$ -
110 Roark	\$ 69,575	\$ 22,986	\$ 45,710	\$ -	\$ 879	\$ -
134 Sherrod	\$ 123,947	\$ 116,896	\$ 7,050	\$ -	\$ -	\$ -
123 Short	\$ 145,094	\$ 131,427	\$ 13,668	\$ -	\$ -	\$ -
111 South Davis	\$ 120,717	\$ 7,458	\$ 113,151	\$ -	\$ 108	\$ -
112 Speer	\$ 93,461	\$ 14,681	\$ 74,037	\$ -	\$ 4,744	\$ -
140 Starrett	\$ 17,569	\$ 14,446	\$ -	\$ -	\$ 3,123	\$ -
113 Swift	\$ 145,987	\$ 112,530	\$ 30,073	\$ -	\$ 3,384	\$ -
114 Thornton	\$ 96,403	\$ 30,376	\$ 65,155	\$ -	\$ 873	\$ 1,813
148 Webb	\$ 139,090	\$ 129,488	\$ 7,955	\$ -	\$ 1,647	\$ -
152 West	\$ 26,279	\$ 16,212	\$ 9,167	\$ -	\$ 900	\$ -
145 Williams	\$ 144,252	\$ 139,646	\$ 4,606	\$ -	\$ -	\$ -
116 Wimbish	\$ 152,716	\$ 143,967	\$ 8,749	\$ -	\$ -	\$ -
133 Wood	\$ 3,334	\$ 180	\$ 3,154	\$ -	\$ -	\$ -
915 Admin Locations	\$ 4,027	\$ 480	\$ -	\$ -	\$ 3,547	\$ 1,571,905
901 Service Ctr	\$ -	\$ -	\$ -	\$ -	\$ -	\$ -
922 Annex 4	\$ -	\$ -	\$ -	\$ -	\$ -	\$ -
924 PDC	\$ -	\$ -	\$ -	\$ -	\$ -	\$ -
927 600 New York	\$ -	\$ -	\$ -	\$ -	\$ -	\$ 3,840
991 Little Rd Annex	\$ -	\$ -	\$ -	\$ -	\$ -	\$ -
923 Enterprise	\$ -	\$ -	\$ -	\$ -	\$ -	\$ -
993 Food Srv Ware.	\$ -	\$ -	\$ -	\$ -	\$ -	\$ -
199 Other Locations	\$ 33,559	\$ 23,749	\$ 6,698	\$ -	\$ 3,112	\$ -
201 Data Centers	\$ 299,285	\$ 207,806	\$ 24,908	\$ -	\$ 66,571	\$ -
202 CTC Data Center	\$ 5,424,252	\$ -	\$ 134,366	\$ 5,253,716	\$ 36,170	\$ 1,568,475
999 District-wide	\$ 3,921,712	\$ 1,472,929	\$ 399,810	\$ 867,697	\$ 1,181,275	\$ 151,752
Admin Locations	\$ 4,027	\$ 480	\$ -	\$ -	\$ 3,547	\$ -

Technology Support Bond Expenditures
Purchased 10/23/2018-1/29/2019

641.11.6399.20.838.I2.0.00 \$10,334.72

CTS - AV Project	<u>\$10,334.72</u>
Ashworth Elementary	\$1,291.84
Berry Elementary	\$1,291.84
Crow Elementary	\$1,291.84
Ditto Elementary	\$1,291.84
Duff Elementary	\$1,291.84
Foster Elementary	\$1,291.84
Moore Elementary	\$1,291.84
West Elemetnary	\$1,291.84

643.11.6399.20.838.I2.0.00 \$18,085.76

AV Project	<u>\$18,085.76</u>
Kooken Educational Center	\$18,085.76

644.11.6399.01.838.I2.0.00 \$473,434.07

Calculators for Curriculum and Instruction	<u>\$473,434.07</u>
Amos Elementary	\$1,395.00
Anderson Elementary	\$1,395.00
Arlington High School	\$1,736.56
Bailey Junior High	\$15,008.84
Barnett Junior High	\$21,955.08
Bebensee Elementary	\$1,395.00
Blanton Elementary	\$1,395.00
Boles Junior High	\$15,643.84
Bowie High School	\$2,914.04
Buter Elementary	\$4,185.00
Career & Technical Center -Data Center	\$2,852.92
Carter Junior High	\$17,632.32
Corey Academy	\$2,790.00
Ditto Elementary	\$1,395.00

Duff Elementary	\$2,790.00
Dunn Elementary	\$8,370.00
Ferguson Center	\$1,395.00
Foster Elementary	\$2,790.00
Gunn Junior High	\$28,683.80
Hill Elementary	\$2,450.27
Larson Elementary	\$1,395.00
LittleElementary	\$4,185.00
Martin High School	\$15,345.00
McNutt Elementary	\$2,790.00
Miller Elementary	\$2,790.00
Moore Elementary	\$1,395.00
Morton Elementary	\$1,395.00
Nichols Junior High	\$21,955.08
Ousley Junior High	\$43,906.56
Pearcy Elementary	\$1,395.00
Pope Elementary	\$1,395.00
Rankin Elementary	\$1,395.00
Sam Houston High School	\$28,807.84
Seguin High School	\$2,635.40
Shackelford Junior High	\$40,703.76
Sherrod Elementary	\$635.00
South Davis Elementary	\$5,580.00
Swift Elementary	\$1,395.00
West Elementary	\$1,395.00
Williams Elementary	\$2,790.00
Wood Elementary	\$4,185.00
Workman Junior High	\$99,604.12
Young Junior High	\$48,188.64

644.11.6399.20.838.12.0.00	\$1,766,690.80
----------------------------	----------------

New Equipment Requests	\$6,741.00
------------------------	------------

Plant Maint & Operations	\$6,741.00
--------------------------	------------

Printer Consolidation	\$215,818.00
-----------------------	--------------

Annex I & II	\$35,587.00
Ashworth Elementary	\$25,905.00
Barnett Junior High	\$34,908.00
Dunn Elementary	\$24,376.00
Fitzgerald Elementary	\$25,905.00
Foster Elementary	\$24,801.00
Larson Elementary	\$25,905.00
Speer Elementary	\$18,431.00
REP-ADMIN 2019	<u>\$6,880.00</u>
Admin. Bldg. - JW Counts	\$6,880.00
REP-C&T 2019	<u>\$25,200.00</u>
Boles Junior High	\$25,200.00
Student Devices	<u>\$5,210.00</u>
Goodman Elementary	\$218.00
South Davis Elementary	\$4,992.00
TI Grant 2018-2019	<u>\$683,111.80</u>
Amos Elementary	\$8,735.00
Anderson Elementary	\$11,820.00
Bebensee Elementary	\$11,820.00
Berry Elementary	\$798.00
Blanton Elementary	\$11,820.00
Boles Junior High	\$8,006.00
Bowie High School	\$23,640.00
Butler Elementary	\$22,067.60
Carter Junior High	\$10,185.00
Corey Academy	\$21,276.00
Ditto Elementary	\$5,714.80
Duff Elementary	\$14,776.80
Dunn Elementary	\$39,224.80
Ferguson Center	\$6,594.00
Fitzgerald Elementary	\$7,880.00

Foster Elementary	\$20,537.00
Gunn Junior High	\$6,594.00
Hill Elementary	\$9,850.00
Knox Elementary	\$7,880.00
Larson Elementary	\$9,062.00
Little Elementary	\$29,184.40
Martin High School	\$89,806.00
McNutt Elementary	\$18,124.00
Miller Elementary	\$24,262.00
Moore Elementary	\$5,714.80
Morton Elementary	\$12,769.40
Nichols Junior High	\$2,037.00
Ousley Junior High	\$64,572.00
Pearcy Elementary	\$6,594.00
Pope Elementary	\$15,894.00
Rankin Elementary	\$11,820.00
Roark Elementary	\$4,396.00
Sam Houston High School	\$20,370.00
Seguin High School	\$21,728.00
Shackelford Junior High	\$6,790.00
Sherrod Elementary	\$3,297.00
South Davis Elementary	\$21,188.40
Starrett Elementary	\$2,016.00
Swift Elementary	\$11,820.00
West Elementary	\$6,594.00
Williams Elementary	\$18,159.00
Wood Elementary	\$14,506.80
Young Junior High	\$13,188.00

TSD Purchased - Canon Copiers	\$823,730.00
-------------------------------	--------------

Anderson Elementary	\$17,950.00
Arlington High School	\$108,349.00
Bailey Junior High	\$58,124.00
Carter Junior High	\$59,228.00
Crouch Elementary	\$17,950.00
Ditto Elementary	\$17,950.00
Duff Elementary	\$17,950.00
Educational Enrichment Center	\$7,074.00
Farrell Elementary	\$28,538.00
Ferguson Center	\$37,541.00
Foster Elementary	\$17,950.00

Hale Elementary	\$19,110.00
Johns Elementary	\$17,950.00
Lamar High School	\$35,900.00
Little Elmenetary	\$17,950.00
Martin High School	\$17,950.00
Miller Elementary	\$30,067.00
Nichols Junior High	\$40,174.00
Pope Elementary	\$17,950.00
Seguin High School	\$106,566.00
Shackelford Junior High	\$17,950.00
Swift Elementary	\$28,538.00
Thornton Elementary	\$17,950.00
Williams Elementary	\$17,950.00
Wood Elementary	\$49,121.00

644.11.6639.01.838.I2.0.00	\$9,080.00
----------------------------	------------

TI Grant 2018-2019	\$9,080.00
--------------------	------------

Morton Elementary	\$1,135.00
Fitzgerald Elementary	\$1,135.00
Rorak Elementary	\$1,135.00
Little Elementary	\$1,135.00
Miller Elementary	\$1,135.00
Knox Elementary	\$1,135.00
Ousley Junior High	\$2,270.00

644.13.6399.20.838.I2.0.00	\$14,652.00
----------------------------	-------------

New Training Lab	\$14,652.00
------------------	-------------

Annex I & II	\$14,652.00
--------------	-------------

Grand Total	\$2,292,277.35
-------------	----------------

TRANSPORTATION





TO: Cindy Powell
Chief Financial Officer

FROM: Tim Collins
Director of Transportation

DATE: January 25, 2019

Re: Updates-Bond Oversight Committee

- 2017/2018 bus purchases approved by the board were for 20 buses (3 diesel regular education buses, 17 propane Special Education buses) at a total cost of **\$2,160,272.00**
- We have taken delivery of the 3-regular education and 17 Special Education buses.
- The Transportation staff continues to look for grant opportunities going forward.
- 2017/2018 white fleet purchases approved by the board were for 25 vehicles.
- Of the 25 white fleet vehicles ordered, all have been delivered an in service except one:

1 Ton Cargo Van (**Textbooks**)

.....

Anticipated vehicle purchases for the 2018/19 Bond year are as follows:

- Purchase and replacement of 8 diesel regular ed. buses
- Purchase of 7 SPED gas buses, replacing 3 buses and retaining 2 that are in good condition.
- Purchase and replacement of 25 white fleet vehicles.

Quotes have been obtained and will be submitted to purchasing on January 29th.

FACILITIES





TO: Cindy Powell
Chief Financial Officer

FROM: Tammy Craig
Director of Purchasing

DATE: November 15, 2018

RE: **CSP 19-16 AISD Early College High School**

Competitive Sealed Proposal (CSP) **19-16** is for the construction services of the Early College High School from the 2014 Bond Program. Ten proposals were received in response to the CSP, an additional proposal was received from Engineered Air Balance for testing and balancing. It was marked "not as specified", as this CSP was for construction services. Attached is a recommendation letter from William Kelly Horn, Executive Director of Plant Services, a letter from LBL Architects and the evaluation summary.

It is recommended that the contract be awarded per the recommendation.

cc: Tony Drollinger
Executive Director of Finance



MEMORANDUM

TO: Cindy Powell, Chief Financial Officer
FROM: Wm. Kelly Horn, Executive Director of Plant Service
DATE: November 12, 2018
SUBJECT: Competitive Sealed Proposal (CSP#19-16) for Renovations for an Early College High School

The District approved renovations for condition improvements to the facility at 4900 Arkansas Lane as a part of the 2014 Bond program. Additional renovations were subsequently approved through surplus General Fund fund balance to repurpose the facility for a new Early College High School. The Board of Trustees approved LBL Architects (LBL) as the design professional and approved Competitive Sealed Proposal (CSP) as the method of construction procurement for the project.

The project architect, LBL, completed the construction documents and the District requested proposals. Notification of the request for CSP was sent to local contractors, area chambers of commerce and contractors on a list supplied by the DFW Minority Business Council. Notice of the request for CSP was also advertised in accordance with state law.

Proposals were received from ten general contractors:

- Adolfson & Peterson
- Big Sky Construction
- ICI Construction
- Imperial Construction
- Lee Lewis Construction
- MAC's Construction
- Pete Durant and Associates
- Ratcliff Constructors
- RJM Contractors
- Sedalco, Inc.

Competitive Sealed Proposals received from the proposers were evaluated based criteria published in the CSP document:

Price	35%
Qualifications	40%
HUB Participation	10%
Interview	15%

An evaluation committee consisting of the Chief Financial Officer, Executive Director of Plant Services, Interim Director of Facility Planning and Construction, Project Manager and the Design Architect completed evaluations. Ratcliff Constructors (Ratcliff) ranked highest amongst all proposers at 86.24 points. District staff worked with Ratcliff to ensure that the intended project scope is being addressed, identify opportunities to reduce the proposed cost and verify the project budget.

The architect's letter of recommendation for construction contract award for renovation of Early College High School is attached.

Pending approval of the CSP, work on this project will begin in the fall of 2018 with substantial completion expected in the summer of 2019.

Based on the evaluation process, the committee recommends the Competitive Sealed Proposal as submitted by Ratcliff Constructors in the amount of \$7,440,217. This CSP is over the original construction budget by \$340,217.

November 12, 2018

Kelly Horn, Executive Director of Plant Services
1203 W. Pioneer Pkwy
Arlington, Texas 76013

RE: Arlington ISD
CSP No. 19-16
Renovations to Arlington ISD Early College High School
Comm. No. 966A

Dear Kelly Horn,


Please accept our recommendation for award of a construction contract for the above referenced project. We have reviewed the proposal received on November 9, 2018 and Ratcliff Constructors, LP received a total score of 86.24 out of 100 points. The evaluation criteria focused on the total proposed amount, qualifications and required proper forms, proposed time of completion, and HUB compliance. The budget for this project was \$7,100,000.00 and the base bid proposal is \$7,440,217.00.

The CSP is over the original construction budget by \$340,217.00. Additional specialized items to the scope for the advanced educational needs for Early College High School is one of the reasons that the cost exceeds the project budget.

Based on the above information we therefore recommend a construction contract be awarded to Radcliff Constructors, LP in amount of \$7,440,217.00

Please contact our office if you have any questions.

Sincerely,

A handwritten signature in black ink, appearing to read 'Tom McCarty', with a stylized flourish at the end.

Tom McCarty, AIA
Vice President
LBL Architects, Inc.

Summary

PROJECT NAME: Early College High School
PHASE - BID PACKAGE: PH4-BP02
PROJECT #: CSP 19-16

PROPOSAL SELECTION CRITERIA	
Price	35%
HUB Commitment	10%
Qualifications	40%
Interview	15%
Total	100%

PRE INTERVIEW PROPOSAL EVALUATION								
Proposer	Price	Price Score	HUB Commitment %	HUB Score	Qualifications	Qualifications Score	Total Score	Ranking
Adolfson & Peterson	\$8,140,000	30.53	20	10.00	77.44	30.97	71.50	4
Big Sky Construction	\$8,259,000	30.09	30	10.00	76.28	30.51	70.60	6
ICI Construction	\$8,600,000	28.90	20	10.00	64.13	25.65	64.55	8
Imperial Construction	\$8,990,000	27.64	25	10.00	73.59	29.44	67.08	7
Lee Lewis Construction	\$8,220,000	30.23	20	10.00	77.35	30.94	71.17	5
MAC's Construction	\$8,017,000	31.00	20	10.00	78.16	31.27	72.26	2
Pete Durant and Associates	\$8,520,000	29.17	20	10.00	80.96	32.39	71.55	3
Ratcliff Constructors	\$7,450,000	33.36	20	10.00	73.36	29.34	72.70	1
RJM Contractors, Inc.	\$8,454,000	29.39	0	0.00	75.04	30.02	59.41	9
Sedalco, Inc.	\$8,797,000	28.25	0	0.00	78.61	31.45	59.69	10

POST INTERVIEW PROPOSAL EVALUATION									
Proposer	Price	Price Score	HUB Commitment %	HUB Score	Qualifications	Qualifications Score	Interview Score	Total Score	Ranking
Adolfson & Peterson	\$8,140,000	30.53	20	10.00	77.44	30.97	12.77	84.27	2
Big Sky Construction	\$8,259,000	30.09	30	10.00	76.28	30.51	12.77	83.37	3
MAC's Construction	\$8,017,000	31.00	20	10.00	78.16	31.27	10.03	82.29	5
Pete Durant and Associates	\$8,520,000	29.17	20	10.00	80.96	32.39	10.97	82.52	4
Ratcliff Constructors	\$7,450,000	33.36	20	10.00	73.36	29.34	13.54	86.24	1



TO: Cindy Powell
Chief Financial Officer

FROM: Tammy Craig
Director of Purchasing

DATE: December 13, 2018

RE: **CSP 19-29 Shackelford Junior High School Renovations Project**

Competitive Sealed Proposal (CSP) **19-29** is for the construction services for the renovations to Shackelford Junior High School from the 2014 Bond Program. Eight proposals were received in response to the CSP. Attached is a recommendation letter from William Kelly Horn, Executive Director of Plant Services, a letter from BRW Architects and the evaluation summary.

It is recommended that the contract be awarded per the recommendation.

cc: Tony Drollinger
Executive Director of Finance



MEMORANDUM

TO: Cindy Powell, Chief Financial Officer
FROM: Wm. Kelly Horn, Executive Director of Plant Service
DATE: December 4, 2018
SUBJECT: Competitive Sealed Proposal for Renovation, Condition Deficiency, and Life Cycle Improvements for Shackelford Junior High School

The District approved renovations, condition deficiency, and life cycle improvements for Shackelford JHS as a part of the 2014 Bond program. Additionally, the Board of Trustees approved BRW Architects (BRW) as the design professional and approved Competitive Sealed Proposal (CSP) as the method of construction procurement for the project.

The project architect, BRW, completed the construction documents and the District requested proposals. Notification of the request for CSP was sent to local contractors, area chambers of commerce and contractors on a list supplied by the DFW Minority Business Council. Notice of the request for CSP was also advertised in accordance with state law.

Proposals were received from eight general contractors:

- 308 Construction
- Construction Zone of Texas, LLC
- Imperial Construction
- JC Commercial
- Mart, Inc.
- Phillips May Corporation
- RJM Contractors, Inc.
- Reeder General Contractors, Inc.

Competitive Sealed Proposals received from the proposers were evaluated based criteria published in the CSP document:

Price	35%
Qualifications	40%
HUB Participation	10%
Interview	15%

An evaluation committee consisting of the Chief Financial Officer, Executive Director of Plant Services, Interim Director of Facility Planning and Construction, Project Manager, and the Design Architect completed evaluations. Interviews were conducted by the Chief Financial

Officer, Executive Director of Plant Services, Project Manager and the Design Architect. Imperial Construction (Imperial) ranked highest amongst all proposers at 87.41 points. District staff worked with Imperial to ensure that the intended project scope is being addressed, identify opportunities to reduce the proposed cost and verify the project budget.

The architect's letter of recommendation for construction contract award for renovation, condition deficiency, and life cycle improvements for Shackelford JHS is attached.

Pending approval of the CSP, work on this project will begin in the winter of 2018 with substantial completion expected in the summer of 2019.

Based on the evaluation process, the committee recommends the Competitive Sealed Proposal as submitted by Imperial Construction in the amount of \$2,153,828.42. This CSP is over the original construction budget by \$277,347.42.



December 4, 2018

Mr. Wm. Kelly Horn
Executive Director of Plant Services
Arlington Independent School District
1201 Colorado Lane
Arlington, TX 76015

RE: CSP 19-29 FOR PH5-BP3 SHACKELFORD JUNIOR HIGH SCHOOL RENOVATIONS

Brown Reynolds Watford Architects has reviewed the PH5-BP3 Shackelford Junior High School Renovations Schedule of Values (SOV) and Value Engineering Log, provided by Imperial Construction and reviewed with Arlington ISD. We believe the CSP amount of \$\$2,153,828.42, accurately reflects the scope of work documented in the Contract Documents dated October 24, 2018 and the subsequent Value Engineering Log dated December 4, 2018.

It is our recommendation that Arlington ISD approve the proposed CSP.

BROWN REYNOLDS WATFORD ARCHITECTS

LISA LAMKIN, FAIA, LEED AP BD+C
PRINCIPAL

Summary

PROJECT NAME: Shackelford JHS Renovations Project
PHASE - BID PACKAGE: PH5-BP03
PROJECT #: CSP 19-29

PROPOSAL SELECTION CRITERIA	
Price	35%
HUB Commitment	10%
Qualifications	40%
Interview	15%
Total	100%

PRE INTERVIEW PROPOSAL EVALUATION								
Proposer	Price	Price Score	HUB Commitment %	HUB Score	Qualifications	Qualifications Score	Total Score	Ranking
308 Construction	\$1,851,418	35.47	25	10.00	40.81	16.33	61.80	6
Construction Zone of Texas, LLC	\$1,918,853	34.23	0	0.00	68.27	27.31	61.54	7
Imperial Construction	\$1,935,000	33.94	20	10.00	76.25	30.50	74.44	3
JC Commercial	\$1,747,777	37.58	0	0.00	45.00	18.00	55.58	8
Mart, Inc.	\$1,839,000	35.71	0	0.00	68.45	27.38	63.09	5
Phillips May Corporation	\$1,850,333	35.49	20	10.00	74.83	29.93	75.43	1
RJM Contractors, Inc.	\$1,955,625	33.58	50	10.00	58.40	23.36	66.94	4
Reeder General Contractors, Inc.	\$1,850,000	35.50	20	10.00	74.63	29.85	75.35	2

POST INTERVIEW PROPOSAL EVALUATION									
Proposer	Price	Price Score	HUB Commitment %	HUB Score	Qualifications	Qualifications Score	Interview Score	Total Score	Ranking
Imperial Construction	\$1,935,000	33.94	20	10.00	76.25	30.50	12.96	87.41	1
Phillips May Corporation	\$1,850,333	35.49	20	10.00	74.83	29.93	11.46	86.89	2
Reeder General Contractors, Inc.	\$1,850,000	35.50	20	10.00	74.63	29.85	11.46	86.82	3



TO: Cindy Powell
Chief Financial Officer

FROM: Tammy Craig
Director of Purchasing

DATE: December 13, 2018

RE: **CSP 19-31 Barnett, Bryant & West Elementary Schools Renovations Project**

Competitive Sealed Proposal (CSP) **19-31** is for the construction services for the renovations to Barnett, Bryant and West Elementary Schools from the 2014 Bond Program. Five proposals were received in response to the CSP. Attached is a recommendation letter from William Kelly Horn, Executive Director of Plant Services, a letter from Corgan Architects and the evaluation summary.

It is recommended that the contract be awarded per the recommendation.

cc: Tony Drollinger
Executive Director of Finance



MEMORANDUM

TO: Cindy Powell, Chief Financial Officer
FROM: Wm. Kelly Horn, Executive Director of Plant Service
DATE: November 19, 2018
SUBJECT: Competitive Sealed Proposal for Renovation, Condition Deficiency, and Life Cycle Improvements for Barnett Junior High School and Bryant and West Elementary School

The District approved renovations, condition deficiency, and life cycle improvements for Barnett Junior High School and Bryant and West Elementary Schools as a part of the 2014 Bond program. Additionally, the Board of Trustees approved Corgan Architects (Corgan) as the design professional and approved Competitive Sealed Proposal (CSP) as the method of construction procurement for the project.

The project architect, Corgan, completed the construction documents and the District requested proposals. Notification of the request for CSP was sent to local contractors, area chambers of commerce and contractors on a list supplied by the DFW Minority Business Council. Notice of the request for CSP was also advertised in accordance with state law.

Proposals were received from five general contractors:

- ICI Construction, Inc.
- MDI, Inc.
- Phillips May Corporation
- RJM Contractors, Inc.
- Reeder General Contractors, Inc.

Competitive Sealed Proposals received from the proposers were evaluated based criteria published in the CSP document:

Price	35%
Qualifications	40%
HUB Participation	10%
Interview	15%

An evaluation committee consisting of the Chief Financial Officer, Executive Director of Plant Services, Interim Director of Facility Planning and Construction, the Project Manager, and the Design Architect completed evaluations. RJM Contractors, Inc., (RJM) ranked highest amongst all proposers at 85.13 points. District staff worked with RJM to ensure that the

intended project scope is being addressed, identify opportunities to reduce the proposed cost and verify the project budget.

The architect's letter of recommendation for construction contract award for renovation, condition deficiency, and life cycle improvements for Barnett JHS, Bryant ES and West ES is attached.

Pending approval of the CSP, work on this project will begin in the winter of 2018 with substantial completion expected in the summer of 2019.

Based on the evaluation process, the committee recommends the Competitive Sealed Proposal as submitted by RJM in the amount of \$5,362,000. This CSP is over the original construction budget by \$278.



20 November 2018

Mr. William K. Horn
Executive Director of Plant Services
Arlington Independent School District
1201 Colorado Lane
Arlington, Texas 76015

Re: CSP 19-31 Recommendation
Phase 5; Bid Package 06
(Barnett, Bryant & West Elementary School Renovations)

Dear Mr. Horn:

We appreciate the opportunity to provide you with a recommendation for General Contractor for Arlington ISD's Bid Package 06.

On Tuesday, November 6, 2018, the Arlington Independent School District received five competitive sealed proposals for the renovations to Barnett, Bryant & West Elementary Schools (CSP 19-31). All the proposals received were from qualified General Contractors and included staff qualifications and references as required by the proposal documents. Proposals were reviewed based on the published evaluation criteria, as specified in the Request for Proposals. On Friday, November 16, 2018, interviews were conducted with the two highest ranked Contractors. The qualifications, reference checks, proposal amounts and interviews were the basis of the evaluation.

With evaluations completed and rankings finalized, we are pleased to recommend the highest ranked Proposal from RJM Contractors, Inc.

At this time, we recommend to you that you accept the Proposal of \$5,362,000.00, as presented by RJM Contractors, Inc., and issue a Notice to Proceed. Please do not hesitate to contact us should you have any input or questions in regard to this matter.

Sincerely,

A handwritten signature in black ink, appearing to read "Susan Smith". The signature is fluid and cursive, with a large initial "S" and "M".

Susan Smith
Associate Principal
CORGAN

Summary

PROJECT NAME: Barnett, Bryant & West Renovations Project
PHASE - BID PACKAGE: PH5-BP06
PROJECT #: CSP 19-31

PROPOSAL SELECTION CRITERIA	
Price	35%
HUB Commitment	10%
Qualifications	40%
Interview	15%
Total	100%

PRE INTERVIEW PROPOSAL EVALUATION								
Proposer	Price	Price Score	HUB Commitment %	HUB Score	Qualifications	Qualifications Score	Total Score	Ranking
ICI Construction, Inc.	\$6,700,000	28.01	64	10.00	66.22	26.49	64.50	5
MDI, Inc.	\$6,336,000	29.62	20	10.00	71.11	28.44	68.06	3
Phillips/May Corporation	\$5,648,333	33.22	22	10.00	69.72	27.89	71.11	2
RJM Contractors, Inc.	\$5,532,000	33.92	35	10.00	72.17	28.87	72.79	1
Reeder General Contractors, Inc.	\$7,200,000	26.06	30	10.00	71.24	28.50	64.56	4

POST INTERVIEW PROPOSAL EVALUATION									
Proposer	Price	Price Score	HUB Commitment %	HUB Score	Qualifications	Qualifications Score	Interview Score	Total Score	Ranking
Phillips/May Corporation	\$5,648,333	33.22	22	10.00	69.72	27.89	11.49	82.60	2
RJM Contractors, Inc.	\$5,532,000	33.92	35	10.00	72.17	28.87	12.34	85.13	1



TO: Cindy Powell
Chief Financial Officer

FROM: Tammy Craig
Director of Purchasing

DATE: January 17, 2019

RE: **CSP 19-32 Anderson & Remyse Elementary Schools Renovations Project**

Competitive Sealed Proposal (CSP) **19-32** is for the construction services for renovations to the Anderson and Remyse Elementary Schools from the 2014 Bond Program. Seven proposals were received in response to the CSP. Attached is a recommendation letter from William Kelly Horn, Executive Director of Plant Services, a letter from VLK Architects and the evaluation summary.

It is recommended that the contract be awarded per the recommendation.

cc: Tony Drollinger
Executive Director of Finance



MEMORANDUM

TO: Cindy Powell, Chief Financial Officer
FROM: Wm. Kelly Horn, Executive Director of Plant Service
DATE: January 3, 2019
SUBJECT: Competitive Sealed Proposal for Renovation, Condition Deficiency, and Life Cycle Improvements for Anderson and Remyse Elementary Schools

The District approved renovations, condition deficiency, and life cycle improvements for Anderson and Remyse Elementary Schools as a part of the 2014 Bond program. Additionally, the Board of Trustees approved VLK Architects (VLK) as the design professional and approved Competitive Sealed Proposal (CSP) as the method of construction procurement for the project.

The project architect, VLK, completed the construction documents and the District requested proposals. Notification of the request for CSP was sent to local contractors, area chambers of commerce and contractors on a list supplied by the DFW Minority Business Council. Notice of the request for CSP was also advertised in accordance with state law.

Proposals were received from seven general contractors:

- 308 Construction
- Adolfson & Peterson
- Hutcherson Construction
- ICI Construction
- Mart, Inc.
- Phillips | May Corporation
- Reeder General Contractors, Inc.

Competitive Sealed Proposals received from the proposers were evaluated based criteria published in the CSP document:

Price	35%
Qualifications	40%
HUB Participation	10%
Interview	15%

An evaluation committee consisting of the Chief Financial Officer, Executive Director of Plant Services, Interim Director of Facility Planning and Construction, Project Manager, and the Design Architect completed evaluations and interviews. Phillips | May Corporation (Phillips |

May) ranked highest amongst all proposers at 87.23 points. District staff worked with Phillips | May to ensure that the intended project scope is being addressed, identify opportunities to reduce the proposed cost and verify the project budget.

The architect's letter of recommendation for construction contract award for renovation, condition deficiency, and life cycle improvements for Anderson and Remyse Elementary Schools is attached.

Pending approval of the CSP, work on this project will begin in the winter of 2019 with substantial completion expected in the summer of 2019.

Based on the evaluation process, the committee recommends the Competitive Sealed Proposal as submitted by Phillips | May Construction in the amount of \$1,679,391.00. This CSP is over the original construction budget by \$14,522.47.



VLK | ARCHITECTS

January 4, 2019

Wm. Kelly Horn, RTSBA
Executive Director of Plant Services
Arlington Independent School District
1201 Colorado Lane
Arlington, Texas 76015

Reference: Renovations to Anderson Elementary Schools and Remyse Elementary School
Arlington ISD Phase 5 Bid Package 19-32

Dear Mr. Horn:

VLK Architects has reviewed the contractor evaluation, provided by Phillip May Corp for the above mentioned project. We believe the CSP amount of: \$1,623,333.00 accurately reflects the scope of work documented in the Contract Documents dated October 26, 2018, the two issued addenda. The volunteered VE items offered by the contractor for Owner consideration has been formally declined and is not included within the recommended sum. However it was requested of Phillip May Corp to submit pricing for modifications to the fire alarm systems of both school facilities, increasing the CSP amount by \$6,058.00.

In addition we understand that the Arlington ISD is requesting an Owner Controlled Contingency Allowance of \$25,000 for both Anderson ES and Remyse ES for a total of \$50,000.

It is our recommendation that Arlington ISD approve the proposed CSP total of \$1,679,391.00 at this time.

Sincerely,

Lloyd Condon

cc: Christopher Burke, AISD
Richard Flores, AISD
File

Summary

PROJECT NAME: Anderson & Remynse Renovations Project
PHASE - BID PACKAGE: PH5-BP02
PROJECT #: CSP 19-32

PROPOSAL SELECTION CRITERIA	
Price	35%
HUB Commitment	10%
Qualifications	40%
Interview	15%
Total	100%

PRE INTERVIEW PROPOSAL EVALUATION								
Proposer	Price	Price Score	HUB Commitment %	HUB Score	Qualifications	Qualifications Score	Total Score	Ranking
308 Construction	\$1,595,639	36.52	25	10.00	47.00	18.80	65.32	7
Adolfson & Peterson	\$1,525,000	38.21	12	6.00	66.19	26.48	70.69	3
Hutcherson Construction	\$1,336,200	43.61	0	0.00	57.64	23.06	66.67	6
ICI Construction	\$1,675,000	34.79	20	10.00	61.66	24.67	69.45	5
Mart, Inc.	\$1,253,000	46.50	0	0.00	60.63	24.25	70.76	2
Phillips May Corporation	\$1,623,333	35.90	20	10.00	75.90	30.36	76.26	1
Reeder General Contractors	\$1,840,000	31.67	20	10.00	72.37	28.95	70.62	4

POST INTERVIEW PROPOSAL EVALUATION									
Proposer	Price	Price Score	HUB Commitment %	HUB Score	Qualifications	Qualifications Score	Interview Score	Total Score	Ranking
Adolfson & Peterson	\$1,525,000	38.21	12	6.00	66.19	26.48	10.63	81.32	3
Mart, Inc.	\$1,253,000	46.50	0	0.00	60.63	24.25	9.77	80.53	4
Phillips May Corporation	\$1,623,333	35.90	20	10.00	75.90	30.36	10.97	87.23	1
Reeder General Contractors	\$1,840,000	31.67	20	10.00	72.37	28.95	10.71	81.33	2



TO: Cindy Powell
Chief Financial Officer

FROM: Tammy Craig
Director of Purchasing

DATE: January 17, 2019

RE: **CSP 19-34 Burgin & Hale Elementary Schools Renovations Project**

Competitive Sealed Proposal (CSP) **19-34** is for the construction services for renovations to the Burgin and Hale Elementary Schools from the 2014 Bond Program. Six proposals were received in response to the CSP. Attached is a recommendation letter from William Kelly Horn, Executive Director of Plant Services, a letter from VLK Architects and the evaluation summary.

It is recommended that the contract be awarded per the recommendation.

cc: Tony Drollinger
Executive Director of Finance



MEMORANDUM

TO: Cindy Powell, Chief Financial Officer
FROM: Wm. Kelly Horn, Executive Director of Plant Service
DATE: January 3, 2019
SUBJECT: Competitive Sealed Proposal for Renovation, Condition Deficiency, and Life Cycle Improvements for Burgin and Hale Elementary Schools

The District approved renovations, condition deficiency, and life cycle improvements for Burgin and Hale Elementary Schools as a part of the 2014 Bond program. Additionally, the Board of Trustees approved VLK Architects (VLK) as the design professional and approved Competitive Sealed Proposal (CSP) as the method of construction procurement for the project.

The project architect, VLK, completed the construction documents and the District requested proposals. Notification of the request for CSP was sent to local contractors, area chambers of commerce and contractors on a list supplied by the DFW Minority Business Council. Notice of the request for CSP was also advertised in accordance with state law.

Proposals were received from six general contractors:

- Adolfson & Peterson
- Big Sky Construction
- ICI Construction
- Mart, Inc.
- Phillips | May Corporation
- Reeder General Contractors, Inc.

Competitive Sealed Proposals received from the proposers were evaluated based criteria published in the CSP document:

Price	35%
Qualifications	40%
HUB Participation	10%
Interview	15%

An evaluation committee consisting of the Chief Financial Officer, Executive Director of Plant Services, Interim Director of Facility Planning and Construction, Project Manager, and the Design Architect completed evaluations and interviews. Big Sky Construction (Big Sky) ranked highest amongst all proposers at 89.95 points. District staff worked with Big Sky to

ensure that the intended project scope is being addressed, identify opportunities to reduce the proposed cost and verify the project budget.

The architect's letter of recommendation for construction contract award for renovation, condition deficiency, and life cycle improvements for Burgin and Hale Elementary Schools is attached.

Pending approval of the CSP, work on this project will begin in the winter of 2019 with substantial completion expected in the summer of 2019.

Based on the evaluation process, the committee recommends the Competitive Sealed Proposal as submitted by Big Sky Construction in the amount of \$2,209,146.00. This CSP is over the original construction budget by \$60,059.08.



VLK | ARCHITECTS

January 4, 2019

Wm. Kelly Horn, RTSBA
Executive Director of Plant Services
Arlington Independent School District
1201 Colorado Lane
Arlington, Texas 76015

Reference: Renovations to Burgin Elementary Schools and Hale Elementary School
Arlington ISD Phase 5 Bid Package 19-34

Dear Mr. Horn:

VLK Architects has reviewed the contractor evaluation, provided by Big Sky Construction for the above mentioned project. We believe the CSP amount of: \$2,145,000.00 accurately reflects the scope of work documented in the Contract Documents dated October 26, 2018, the two issued addenda. However it was requested of Big Sky Construction to submit pricing for modifications to the fire alarm systems of both school facilities, increasing the CSP amount by \$14,146.00.

In addition we understand that the Arlington ISD is requesting an Owner Controlled Contingency Allowance of \$25,000 for both Burgin ES and Hale ES for a total of \$50,000.

It is our recommendation that Arlington ISD approve the proposed CSP total of \$2,209,146.00 at this time.

Sincerely,

Lloyd Condon

cc: Christopher Burke, AISD
Richard Flores, AISD
File

Summary

PROJECT NAME: Burgin & Hale Renovations Project
PHASE - BID PACKAGE: PH5-BP04
PROJECT #: CSP 19-34

PROPOSAL SELECTION CRITERIA	
Price	35%
HUB Commitment	10%
Qualifications	40%
Interview	15%
Total	100%

PRE INTERVIEW PROPOSAL EVALUATION								
Proposer	Price	Price Score	HUB Commitment %	HUB Score	Qualifications	Qualifications Score	Total Score	Ranking
Adolfson & Peterson	\$1,995,000	37.70	12	6.00	64.99	26.00	69.70	4
Big Sky Construction	\$2,145,000	35.07	30	10.00	79.52	31.81	76.88	1
ICI Construction	\$1,900,000	39.59	20	10.00	59.00	23.60	73.19	3
Mart, Inc.	\$1,671,000	45.01	0	0.00	61.63	24.65	69.67	5
Phillips May Corporation	\$2,095,333	35.90	20	10.00	75.90	30.36	76.26	2
Reeder General Contractors	\$2,400,000	31.34	20	10.00	69.57	27.83	69.17	6

POST INTERVIEW PROPOSAL EVALUATION									
Proposer	Price	Price Score	HUB Commitment %	HUB Score	Qualifications	Qualifications Score	Interview Score	Total Score	Ranking
Adolfson & Peterson	\$1,995,000	37.70	12	6.00	64.99	26.00	10.71	80.41	4
Big Sky Construction	\$2,145,000	35.07	30	10.00	79.52	31.81	13.07	89.95	1
ICI Construction	\$1,900,000	39.59	20	10.00	59.00	23.60	10.54	83.73	3
Phillips May Corporation	\$2,095,333	35.90	20	10.00	75.90	30.36	10.97	87.23	2



TO: Cindy Powell
Chief Financial Officer

FROM: Tammy Craig
Director of Purchasing

DATE: January 17, 2019

RE: **CSP 19-35 Beckham & Percy Elementary Schools Renovations Project**

Competitive Sealed Proposal (CSP) **19-35** is for the construction services for renovations to the Beckham and Percy Elementary Schools from the 2014 Bond Program. Four proposals were received in response to the CSP. Attached is a recommendation letter from William Kelly Horn, Executive Director of Plant Services, a letter from BRW Architects and the evaluation summary.

It is recommended that the contract be awarded per the recommendation.

cc: Tony Drollinger
Executive Director of Finance



MEMORANDUM

TO: Cindy Powell, Chief Financial Officer
FROM: Wm. Kelly Horn, Executive Director of Plant Service
DATE: January 3, 2019
SUBJECT: Competitive Sealed Proposal for Renovation, Condition Deficiency, and Life Cycle Improvements for Beckham and Percy Elementary Schools

The District approved renovations, condition deficiency, and life cycle improvements for Beckham and Percy Elementary Schools as a part of the 2014 Bond program. Additionally, the Board of Trustees approved BRW Architects (BRW) as the design professional and approved Competitive Sealed Proposal (CSP) as the method of construction procurement for the project.

The project architect, BRW, completed the construction documents and the District requested proposals. Notification of the request for CSP was sent to local contractors, area chambers of commerce and contractors on a list supplied by the DFW Minority Business Council. Notice of the request for CSP was also advertised in accordance with state law.

Proposals were received from four general contractors:

- Hutcherson Construction
- MDI, Inc.
- Mart, Inc.
- Phillips | May Corporation

Competitive Sealed Proposals received from the proposers were evaluated based criteria published in the CSP document:

Price	35%
Qualifications	40%
HUB Participation	10%
Interview	15%

An evaluation committee consisting of the Chief Financial Officer, Executive Director of Plant Services and the Design Architect completed evaluations. An interview committee consisting of the Chief Financial Officer, Executive Director of Plant Services, Interim Director of Facility Planning and Construction, Project Manager, and the Design Architect completed interviews. Hutcherson Construction (Hutcherson) ranked highest amongst all proposers at 83.85 points.

District staff worked with Hutcherson to ensure that the intended project scope is being addressed, identify opportunities to reduce the proposed cost and verify the project budget.

The architect's letter of recommendation for construction contract award for renovation, condition deficiency, and life cycle improvements for Beckham and Percy Elementary Schools is attached.

Pending approval of the CSP, work on this project will begin in the winter of 2019 with substantial completion expected in the summer of 2019.

Based on the evaluation process, the committee recommends the Competitive Sealed Proposal as submitted by Hutcherson Construction in the amount of \$1,126,230.00. This CSP is under the original construction budget by \$203,557.86.



January 4, 2019

Mr. Wm. Kelly Horn
Executive Director of Plant Services
Arlington Independent School District
1201 Colorado Lane
Arlington, TX 76015

RE: CSP 19-35 FOR PH5-BP1 BECKHAM AND PEARCY ELEMENTARY SCHOOL RENOVATIONS

Brown Reynolds Watford Architects has reviewed the PH5-BP1 Beckham and Percy Elementary School Renovations Schedule of Values (SOV) and Value Engineering Log, dated December 19, 2018, provided by Hutcherson Construction, Inc. and reviewed with Arlington ISD. We believe the CSP amount of \$1,126,230.00, accurately reflects the scope of work documented in the Contract Documents dated November 2, 2018 and the subsequent Value Engineering Log dated January 4, 2017.

It is our recommendation that Arlington ISD approve the proposed CSP.

BROWN REYNOLDS WATFORD ARCHITECTS

LISA LAMKIN, FAIA, LEED AP BD+C
PRINCIPAL

Summary

PROJECT NAME: Beckham & Pearcy Renovations Project
PHASE - BID PACKAGE: PH5-BP01
PROJECT #: CSP#19-35

PROPOSAL SELECTION CRITERIA	
Price	35%
HUB Commitment	10%
Qualifications	40%
Interview	15%
Total	100%

PRE INTERVIEW PROPOSAL EVALUATION								
Proposer	Price	Price Score	HUB Commitment %	HUB Score	Qualifications	Qualifications Score	Total Score	Ranking
Hutcherson Construction	\$1,076,230	43.25	23	10.00	48.00	19.20	72.45	1
MDI, Inc.	\$1,363,292	34.14	20	10.00	53.61	21.45	65.59	2
Mart, Inc.	\$1,318,000	35.31	20	10.00	43.53	17.41	62.72	3
Phillips May Corporation	\$1,484,333	31.36	20	10.00	47.04	18.81	60.17	4

POST INTERVIEW PROPOSAL EVALUATION									
Proposer	Price	Price Score	HUB Commitment %	HUB Score	Qualifications	Qualifications Score	Interview Score	Total Score	Ranking
Hutcherson Construction	\$1,076,230	43.25	23	10.00	48.00	19.20	11.40	83.85	1
MDI, Inc.	\$1,363,292	34.14	20	10.00	53.61	21.45	11.74	77.33	2

Arlington Independent School District Board of Trustees Communication

Meeting Date: November 15, 2018

Consent Item

Subject: Change Order #2 Amending the Substantial Completion Date and Contract Amount for 2014 Bond Construction Project for Junior High School Track Renovations, Phase III - Bid Package 9

Purpose: To give the Board of Trustees the opportunity to consider and act on Change Order #2 amending the substantial completion date and contract amount for 2014 Bond Construction Project for Junior High School Track Renovations, Phase III – Bid Package 9.

Background: During the final stages of project construction the General Contractor, Hellas Construction (Hellas), was directed to make various unforeseen site changes by the Arlington ISD. The District, its design professionals, and the City of Arlington worked jointly on the changes to improve storm water drainage from the Gunn and Shackelford Junior High School sites following recent periods of unusually heavy rainfall. The additional costs necessary to modify site grading, enhance storm drainage, and stabilize the soil with sod in lieu of hydro mulch could not be funded through the original, Board approved, construction contract.

Hellas is requesting an additional 108 days to complete the project. The original contracted substantial completion date is August 15, 2018. Approval of the additional days will make the new substantial completion date November 30, 2018.

Pending approval of Change Order #2, funding for the Junior High School Track Renovations project would increase in the amount of \$174,550.00. This change order is summarized in the table below.


Stantec Architects' (Stantec) project architect and the civil engineer have reviewed the change order and validated the costs with Hellas and AISD staff.

Change Order Summary:

Item	Description	Cost
01	Allowance for Miscellaneous Grading, Drainage Enhancements, and Sod Installation at Gunn JHS	\$122,208.78
02	Allowance for Miscellaneous Grading, Drainage Enhancements, and Sod Installation at Shackelford JHS	\$ 29,723.77
03	Owner Controlled Allowance for Miscellaneous Projects Enhancements Requested by City of Arlington	\$ 22,617.45
Sum of Changes		\$ 174,550.00

Attached are letters from Stantec and Hellas explaining the need for amending the contract and increasing funding for unforeseen site costs related to grading, drainage enhancements, and soil stabilization at Gunn and Shackelford Junior High Schools. The original contract amount for the project was \$7,727,384.82. Change Order #1 was approved by the Board of Trustees on June 12, 2018, in the amount of \$200,776.50 to stabilize the subgrade and replace the track at Workman Jr. High. Administration is seeking Board approval for Change Order #2 in the amount of \$174,550.00. Pending approval of Change Order #2 the amended contract amount would be \$8,102,711.32.

Recommendation: Administration Recommends Approval

Submitted to: Board of Trustees Arlington Independent School District	Submitted by: 
	Prepared by: Wm. Kelly Horn
	Date: November 6, 2018



November 5, 2018
File: 2140.006.40

Attention: Mr. Kelly Horn
1201 Colorado Lane
Arlington TX
76015
United States of America

Good afternoon Kelly,

Change Order #2 Request- Reviewed and Acceptable -Sod and Drainage Cost per Hellas Exhibits

The attached pricing of \$174,550.00 has been reviewed by the appropriate Stantec team member and consultants (Glenn Engineering) and has been found to be within current industry standards for pricing. We recommend AISD approve this change and indicated amount for Hellas to proceed.

Regards,

STANTEC ARCHITECTURE INC

A handwritten signature in blue ink that reads "Chris Leija".

Chris Leija, AIA
Senior Project Manager
Phone: (214) 223.2420
Chris.Leija@stantec.com

Attachment: Hellas prepared Change Orfer

CC.

hb document2

Design with community in mind



October 31, 2018

Kelly Horn
Arlington Independent School District
O: 682-867-7729

RE – PH3BP09 Arlington Track-Change Order #2 Request

Hellas Construction, Inc. requests Change Order #2 for the above referenced project. This request includes a 108-day extension to the Substantial Completion date from August 15, 2018, to November 30, 2018, and additional funding of \$174,550 to address the following items:

1. Allowance for Gunn Junior High in the amount of \$122,208.78 to be used for miscellaneous Grading, Drainage enhancements, and Sod installation necessary to properly establish vegetation and prevent erosion
2. Allowance for Shackelford Junior High in the amount of \$29,723.77 used for miscellaneous Grading, Drainage enhancements, and Sod installation necessary to properly establish vegetation and prevent erosion
3. Owner Controlled Allowance in the amount of \$22,617.45 recommended by the Civil Engineer to address project enhancements required by the City of Arlington

Please contact this office should you have any questions regarding this quotation. **Hellas Construction, Inc.** looks forward to the opportunity to work with you.

Sincerely,

Joe Garcia
Project Manager
Hellas Construction, Inc.



12710 Research Blvd. Suite 240 Austin, TX 78759

office (512) 250-2910 fax (512) 250-1960

hellasconstruction.com

Arlington Independent School District Board of Trustees Communication

Meeting Date: December 13, 2018	Consent Item
Subject: Change Order #1 Amending the Competitive Sealed Proposal (CSP) Contracted Amount and Substantial Completion Date for 2014 Bond Construction Project for Atherton Elementary School, Phase III - Bid Package 4	

Purpose: To give the Board of Trustees the opportunity to consider and act on Change Order #1 amending the CSP contracted amount and substantial completion date for 2014 Bond Construction Project for Atherton Elementary School, Phase III – Bid Package 4.

Background: During the final stages of the project at Atherton ES, the General Contractor, Pete Durant & Associates, Inc. (PDA) encountered an unforeseen condition related to the storm water drainage from the roof. The existing roof system did not have overflow roof drains required by current municipal code. As such, adding the required overflow roof drains has created additional costs for the original project. PDA has submitted Change Order #1 for the Atherton Elementary School construction project in the amount of \$160,334.54. This change order is comprised of two items summarized in the table below.

In addition to the cost impact of adding the overflow roof drains, there is a need to allow PDA additional time to complete the project. The CSP agreement, approved by the Board of Trustees on June 29, 2017, provided for a substantial completion date of October 5, 2018. As such, PDA has requested an additional 90 days from the original substantial completion date to complete the project. PDA has submitted Change Order #1 to amend the contract amount and a corresponding Notice of Claim to amend the substantial completion date to January 3, 2019.


Perkins+Will Architects (P+W), the project architect, has reviewed and validated the change order and the request for amending the substantial completion date.

Change Order Summary:

Item	Description	Cost
001	Subcontractor Costs to Install Piping, Insulation, Steel Support Structure, and Roofing and Ceiling Repair Associated with Additional Project Scope	\$ 148,252.00
002	Fees for Bonding, Insurance, and Contractor Overhead	\$ 12,082.54
Sum of Change Order #1		\$ 160,334.54

Attached are letters from P+W and PDA explaining the need for Change Order #1 changing the contract amount and amending the contracted substantial completion date. The original contract amount for the project was \$4,826,670.03 and the original substantial completion date is October 5, 2018. Pending approval of Change Order #1, the amended contract amount would be \$4,987,004.57 and the new substantial completion date will be January 3, 2019.

Recommendation: Administration Recommends Approval

Submitted to: Board of Trustees Arlington Independent School District	Submitted by: 
	Prepared by: Wm. Kelly Horn
	Date: December 4, 2018

CAEA Transmittal

To:	Jaime Garcia, AISD	Date:	November 28, 2018
From:	Michael Lyssy, Perkins+Will	Project Name:	Atherton Elementary School
Subject:	CAEA 024 – Overflow Drains	Project Number:	143091.002
Amount:	\$160,334.54	Funded From:	Change Order
Sent Via:	e-Builder		

Remarks:

Description:

We have received the submitted CAEA 024 cost proposal for the installation of Overflow Roof Drains at Atherton Elementary School.

Perkins+Will has reviewed the attached CAEA with our consultants and found the pricing and scope to be reasonable. We recommend that the cost of this work be treated as a not to exceed value so that in the event the contractor realizes a savings in time or materials said savings is placed in the Owner’s Contingency. Please refer to the attached documentation provided by the contractor for addition information and correspondence.

Qty.	Dated	Item
1	November 28, 2018	Atherton ES – CAEA 024 – Overflow Drains



2040 Golden Triangle Drive
 Fort Worth, TX 76177
 Ph : (817)439-3213

COST ISSUE / PROPOSAL QUOTATION

To: Michael Lyssy

Number: CAEA24-Rev 1

Date: 11/14/18

Job: 7-3-09 Atherton Elementary - AISD

Phone: 817-991-7924

Description: RFI#14 - Overflow roof drains

Reason: Unforeseen Condition

Initiated by: Arlingtin ISD

Source: Quote

We are pleased to offer the detail pricing below to make the following changes:

Install overflow roof drains per drawing returned onRFI#14 dated 8/13/2018

Subs/Vendors	Description	Price
Curl's Plumbing Company	PVC w/Fire Wrap insulation and labor	\$68,379.00
Flynn Southwest LP	Remove Roofing & flash in new drains	\$43,298.00
North American Steel Corp.	Angle frame supports for roof drains	\$6,000.00
Preferred Acoustics & Drywall	Drywall removed and replacement at restroom ceilings	\$575.00
Preferred Acoustics & Drywall	Tape, Bed, Texures and patch ceiling in restroom	\$1,200.00
Pete Durant & Associates, Inc.	Labor to remove ceiling tile, grid and reinstall, move furniture and cleanup	\$28,800.00
	Balance of Contingency	
		Subtotal: \$148,252.00
	Bond and Insurance \$148,252.00	3.00% \$4,447.56
	Overhead and Profit \$152,699.56	5.00% \$7,634.98
		Total: \$160,334.54

If you have any questions, please contact me at .

Submitted by: Michael Lyssy

Architect Michael Lyssy
 Date: 11/28/2018
 Owner _____
 Date: _____



PETE DURANT & ASSOCIATES, INC.
GENERAL CONTRACTOR / CONSTRUCTION MANAGER

2040 GOLDEN TRIANGLE DR.
FORT WORTH, TX 76177

817-439-3213
FAX 817-439-3248

www.petedurant.com



October 4, 2018

Tyler Boswell
Arlington ISD School District
1203 W. Pioneer Parkway
Arlington, TX 76013

REF: NOTICE OF CLAIM

Per Section 15 of the General Conditions Pete Durant and Associates here by requesting an extension of time to the Contract for additional scope of work added to the contract.

Per the roofing plan new overflow roof drains were to be installed but it was discovered that the piping for the overflow drains did not exist. An RFI was sent through the Architect on 2/26/2018. At that time, we were told by the district that the overflow drains would be deleted. However, after the roofing was completed in August it was decided that the overflow roof drains needed to be installed. A response to the RFI was sent with a drawing showing the piping on 8-13-2018.

Based on the fact that this work will require removing ceiling and penetrating the roof in 12 areas that are all occupied this work will need to be scheduled during Thanksgiving and Christmas breaks.

Therefore, Pete Durant and Associates is requesting an extension of time of 90 days from substantial completion in order to complete this work.

Sincerely,

Rodney Durant
Vice President